



## MEMORANDUM

**TO: Bruce Walden, Chief Administrative Officer**  
**FROM: William R. Gray, Director of Public Works**  
**Doug Miller, Projects Coordinator**  
**DATE: May 10, 2006**  
**RE: 2006 Capital Improvement Plan Update**

### **BRIEF DESCRIPTION OF THE ITEM**

The Capital Improvement Plan (CIP) is updated annually per Section 3 of Council Resolution No. 8788-R14 (copy attached). This resolution also outlines funding policies for various types of capital improvement and maintenance projects and directs implementation to be through the budget process. The Capital Improvement Plan project list, cost estimates, cash flow projections, and 9 maps, have been updated as of May, 2006. The remaining CIP maps and the priority matrixes have been reviewed but there are few, if any, substantive changes to these documents from last year. Any substantive changes are discussed below. All projected revenues and budget expenses for the Sewer Benefit Tax (SBT), Motor Fuel Tax (MFT), Capital Replacement and Improvement (CR&I) funds are included in the project list and cash flow. Related revenues and costs in the Community Development Block Grant (CDBG), four Tax Increment Financing Districts (TIF), and Motor Vehicle Parking System (MVPS) funds are also included. Maps showing construction projects completed in 2005, planned in 2006, and projected in 2007 are included on Pages 29, 31, and 33, respectively. Figures A, C, M, P, Q, and R are also included.

The 2006 Capital Improvement Plan Project List is attached on pages 1-18 and updated cash flow projections on pages 19-27. Projections for the 2015-16 fiscal year have been added. The left-hand column on the project list notes if a project has been completed (COMP), is under contract (CONT), has been added to the list this year (NEW) or what year it was projected for construction in last year's list (2006). The second column identifies a project street section or program activity. The third column shows the calendar year project construction is anticipated. Annual programs are not assigned construction years since they are continuous throughout the year. Cost estimates for project categories to be constructed on a street section or under a program are entered as applicable in the next eight columns. Other general annual programs and miscellaneous expenditure costs are shown in the next column. The total estimated cost for each listing is shown in the 13<sup>th</sup> column. The last five columns note revenue sources and amounts for each listing. The last column is not totaled because it notes funding from outside sources which is included as revenue in various funds.

All numbers used in the plan's projections, both revenues and expenditures, are in current (2006) dollars. Cost estimates and revenue projections have been updated based on current information. However, it is emphasized that project costs are extremely volatile at this time due to material prices, in particular oil, which directly affect asphalt and fuel costs. While review and increases in projected project cost estimates for inflation and other factors is always part of the annual update, current increases have been ranging up to as much as sixteen percent on recent project bids. This situation is being experienced state-wide. In response to this, critical project cost estimates such as the Florida Avenue Extension and Windsor Road Improvement have been reviewed and adjusted as appropriate. Most cost estimate adjustments range from three percent for sewer related work to eight to twelve percent for street related work. It should also be noted that most are based on average costs per lineal foot, square yard, etc. Actual project costs are not final until bids are received and construction completed. Circumstances unique to a particular project design may increase or decrease the cost.

The cash flow and project list correlate exactly to each other for annual revenue and expenditures. Each expenditure subtotal shown for the Sewer Benefit Tax, Motor Fuel Tax, Capital Replacement and Improvement and Community Development Block Grant funds in the cash flow should be exactly the same as the fund's Revenue Sources' subtotal for each fiscal year's project list. TIF and MVPS funding are not subtotaled but the amounts shown for these funds in each fiscal year's project list miscellaneous funds column is the same as the amounts shown in the four TIF and MVPS funds' fiscal year's cash flows. The project lists and the cash flows for FY '04 and FY'05 are included to provide reference information.

The 2006 plan is based on current conditions, policies, programs, priorities, fund balances, revenue projections, general cost estimates, and staff availability. A change in one or more of these factors may alter these projections. Some projects may also be programmed based on Council directives, development agreements, or other special considerations.

### **2006 CAPITAL IMPROVEMENT PLAN PROJECT LIST**

The following is a discussion of the significant projects and changes in the 2006 project list. It should be noted that most projects shown assume that engineering design will be performed in-house. Projects that are projected to use outside engineering services are noted in the project list. Outside engineering services would add approximately 20% more cost to most projects. Also, some projects may have been moved up or back one or two years due to cash flow or other coordination considerations. Major changes and comments are as follows:

- Major construction work projected for this construction season is shown on the 2006 Construction Map, page 31. Major projects include completion of the Lierman Avenue Improvement; brick sidewalk repair, reconstruction, or replacement; slurry seal and micro-surfacing of approximately ten miles of streets; pavement patching on Florida Avenue, Race Street, Windsor Road, and Water Street; Lincoln Avenue traffic signals, resurfacing, and street lighting replacement; reconstruction of Philo Road including signal installation at the fire sub-station for fire trucks exiting entering; reconstruction of Colorado Avenue; High Cross Road & Washington Street temporary traffic signal; and several storm and sanitary sewer projects including the Race Street and Nevada Street storm sewer linings. The Florida Avenue Extension, Windsor Road Improvement, Race Street Improvement, Broadway Avenue Streetscape and Bike Path, Boneyard Creek Bank Stabilization and Beautification Project, and University Avenue Streetscape are all projected for preliminary design work during the year.

The slurry seal and micro-surfacing program is intended to extend the life of asphalt street surfaces and to improve oil and chip street surfaces through sealing of the existing surface. The program also involves extensive crack sealing of some asphalt pavements by the Public Works Department Operations Division crews. While these are sealing operations, the finished product is similar to an asphalt surface only very thin (1/4 inch to 1/2 inch). There are no cover coats of stone and no volatile oil which bleeds on hot days as with standard oil and chip seal coats. The finished product is very similar to asphalt in appearance. These applications are used to stretch funding and defer major resurfacing on some streets as long as possible. The contractual part of the program is projected at \$100,000 per year on average. While this increase has been made, approximately \$1,500,000 is projected to be deferred by expanding this program. The main streets affected are Washington Street from Philo Road to Scottswood Drive, Main Street from east of Lierman Avenue to University Avenue, Colorado Avenue from Vine Street to Philo Road, and all existing oil and chip streets with curb and gutter such as Griggs Street, Delaware Avenue, Crystal Lake Drive, and Park Street from Sycamore to Cottage Grove Avenue. Figure Q, page 43 shows existing street surfaces. All streets other than major arterials and collectors, concrete streets and brick streets are candidates for surface sealing. Results of the program will be reviewed annually.

- 2007 projected construction work is shown on page 33. Major work includes the extension of Florida Avenue including traffic signals at High Cross Road, extension of the bike path, and street lighting installation; resurfacing of Windsor Road from Philo Road to the west City limits; installation of traffic signals at Cunningham Avenue and Crystal Lake Drive; resurfacing the parking lots on the east side of Lincoln Square Village; resurfacing the Race Street bike path from Florida Avenue to Windsor Road; replacement of the concrete pavement on Orchard Street north of Church Street; replacement of series street lighting in areas between Colorado Avenue and Windsor Road; installation of street lighting in the Webber Street area; concrete pavement patching on Florida Avenue, Country Squire Drive, Greenridge Drive, Kinch Street, Mumford Drive, Fairview Avenue, Stoughton Street, and Country Club Road; major asphalt patching on various streets including Willow Road, Coler Avenue, Airport Road, Glover Avenue, and Anderson Street; Boneyard Creek bank stabilization and beautification design; slurry seal and micro-paving on various streets; brick sidewalk cleaning and spot repairs; and various sanitary and storm sewer work. The Windsor Road Improvement, Race Street Improvement, Broadway Avenue Streetscape and Bike Path, and University Avenue Streetscape are all projected for design work during the year. The resurfacing of McHenry Street east of Race Street, concrete pavement patching on Mumford Drive and Fairview Avenue, and sanitary sewer replacement on Crystal Lake Drive have been added this year for 2007 construction.

The resurfacing of Windsor Road from Philo Road to Race Street is an addition this year to the Capital Improvement Plan. Last fall pavement deterioration was observed at several locations, especially at the Race Street intersection. Closer inspection showed that many hairline cracks were beginning to show throughout the section. Most of the cracks are not visible when the pavement is dry. A structural analysis (examination of each pavement slab, deflection tests, concrete cores, etc.) was conducted by Engineering & Research Int'l (ERI) consultants to determine the cause of the problem and maintenance recommendations. The problem is being caused by Alkali Silica Reaction (ASR) in the aggregate used in the concrete. Basically, silica contained in the aggregate is expanding causing the aggregate to break and expand which results in small expansion cracks which eventually enlarge due to the freezing of water and fine materials which have entered the cracks. This problem has been encountered in other areas of the mid-west. The current recommendation is to resurface the street next year with asphalt to keep moisture and fine materials

from entering the cracks. However, additional analysis will be conducted and the pavement re-evaluated before any major work is performed. The worst deteriorated locations will be patched with concrete this year.

- The extension of Florida Avenue from Abercorn Street to High Cross Road is projected in 2007. The preliminary cost estimate at this time including traffic signals at the intersection with High Cross Road is \$1,850,000 versus \$1,650,000 last year. A traffic impact study is underway and the Illinois Department of Transportation (IDOT) review is required before a more defined estimate is can be calculated. The cash flow projects street construction to be funded approximately one-third by the City and two-thirds by developers/adjacent property owners with internal borrowing possibly necessary to fund the City portion and any other portions not adjacent to concurrent development. A concern for this project is the amount of work which may be required by IDOT on High Cross Road in conjunction with this project and the situation that IDOT has no funding to participate in this work.
- The improvement of Windsor Road from Philo Road to High Cross Road is now projected in 2009 and 2010 due to availability of federal funds. The project includes a four-lane cross-section with a center grass median, curb and gutter, streetlights, utility relocations, right-of-way acquisition, and engineering. The cost estimate has been increased from \$8,720,000 to \$9,323,000 in this year's plan which is a 6.9% increase versus the standard 3-4% inflation increase. An additional 10% was added to the construction cost projection. However, the overall project increase is less due to savings from in-house engineering. Funding for this project is projected at approximately 50% federal, 25% Champaign County, and 25% City. The total estimated City cost is \$2,610,000 which is \$135,000 more than last year.
- The annual interceptor set aside included in the Sewer Benefit Tax Fund projections has been increased to \$125,000 per year. It is anticipated that the City will need to front some costs of the needed expansion of sanitary sewers on the east side of the City. The schedule, exact amount and the amount of participation by the Urbana & Champaign Sanitary District have not been determined. Cost projections for a new pump station, force main and 1200 lineal feet of interceptor work are at \$7,800,000. Additional interceptor work will be necessary as property develops. Any additional funding needed for the project is anticipated to be borrowed through the IEPA loan program at 2.5% current interest over 20 years. There is some concern that the loan program may be affected by cuts at the federal level. Any City up-front costs would be proposed to be recovered as the area served develops. This is similar to what has been done in new service areas in southwest Champaign. It was anticipated that North Shore Drive would be reconstructed in conjunction with sanitary sewer installation in 2008. This is no longer recommended at this time due to funding demands.
- Five bike path projects were completed in 2005 increasing the City's Class I (off street) system to almost 13 miles. The majority of this system is directly connected to the Urbana Park District (4.5 miles) and the University of Illinois (6 miles) systems and the approximately 17 miles of bike paths in the City of Champaign, Village of Savoy, and Champaign Park District systems.

The 2006 Capital Improvement Plan projects construction of approximately 13.25 miles of City and 6 miles of Urbana Park District bike paths over the next eleven years. There are currently nine active bike path projects underway in Urbana. The Lierman Avenue, Colorado Avenue, and Lincoln Avenue (added this year) projects will be completed this year. The east Florida Avenue,

Downtown Railroad Corridor, Florida Avenue/Broadway Avenue bike paths, Rails-to-Trails, Windsor Road (east of Stone Creek Boulevard), High Cross Road (Windsor Road to University Avenue) are all in some type of land acquisition or design/coordination phase. Discussion is underway with the University of Illinois and Urbana Park District regarding viable alignments for the Florida Avenue and Broadway Avenue bike paths with a goal of applying for an Illinois Department of Natural Resources grant for both in March 2007. Coordination and review of other projected projects is also underway with the Urbana Park District. Eight other sections of bike paths would be part of street extensions, reconstructions, or maintenance projects. Seven sections are proposed widening of existing sidewalks from four feet to eight feet. Many projects assume a 50% funding by the Illinois Department of Natural Resources. The bike path on High Cross Road is projected with 80% federal enhancement funding for construction. An application submitted last August for federal enhancement funding is pending with the state which administers the program.

The City of Urbana's Bike Path System is a major City amenity that is rapidly expanding. Direct connections to all areas of the City and to major destination points, including downtown, may be accomplished within the next ten to twelve years depending on funding availability and development progress.

- \$300,000 in 2006 and \$75,000 in 2007 is projected for brick sidewalk maintenance, repair, or reconstruction. An initial herbicide treatment was performed last fall in the area south east of the City building as was cleaning and spot repair work. Initial results are good and similar work is planned this year and next as shown on the 2006 and 2007 construction maps. All brick sidewalks north of Provena Covenant Medical Center are planned for replacement with concrete this year though the use of both the Public Works Operations Division crews and outside contracting. The next major brick sidewalk reconstruction project will be in the Leal School area and is projected in 2008. To conserve funding, most future replacement in concrete is projected with in-house forces or in conjunction with other street projects. Pursuit of grant money from the Landmarks Preservation Council of Illinois is planned and anticipated grant money is included in projected cash flows. Figure M, page 59, shows expected major work locations and sections that have been completed.
- Due to reductions in federal Community Development Block Grant funding, several projects have been deferred. The Harvey Street Improvement has been deferred from 2007 to 2009. The planned improvements of Mathews Avenue, Church Street, Ash Street, Hickory Street, Sycamore Street, and Division Street have been deferred past 2016. Funding set aside for the Ash-Hickory-Sycamore project would begin in 2016.
- Traffic signals at Philo Road and Colorado Avenue and Philo Road and Amber Lane have been deferred because signals are not yet warranted. Improvements at Washington Street and High Cross Road are currently assumed to be the developer's responsibility and no funding is included for work at this time. Future improvement of Washington Street from Dodson Drive to west of High Cross Road will be evaluated annually along with all other project demands and programmed if priorities warrant. Micro-surfacing of Washington Street from Philo Road to 600 feet west of High Cross Road is projected for this summer.
- The balance of the series street lighting replacement in Area 4B is projected in 2007 and the University District is projected in 2008. It is projected that the University of Illinois will

participate in the University District project at 50% of the cost. Discussions of this and participation in other University District street work have been initiated with the university.

- The full streetscape bump out at Main Street and Springfield Avenue is still under review. However, the construction of the east end of this bump out is planned for this June. Preliminary design work for the Downtown Railroad Corridor Bike Path, Boneyard Creek Bank Stabilization and Beautification, Race Street Improvement, Broadway Avenue Streetscape and Bike Path, and University Avenue streetscape projects is underway. Project estimates for construction of these projects have been increased. However, it should be noted that these estimates are very general because exact project scope and limits have not been finalized. A proposed sidewalk on the west side of Cunningham Avenue from Country Club Road to Kenyon Street has been added in 2010. The Airport Road improvement in 2015 has been increased to \$1,900,000 from \$1,750,000.
- An annual amount of \$5,000 has been added for art and landscaping projects.
- Engineering for Olympian Drive is projected to start in 2013 with construction projected in 2016. The schedule, scope and funding of the initial project are still under review.
- The installation of traffic signals at Windsor Road and Race Street has been added in 2012 due to expected warrants after the improvement of Windsor Road from Philo Road to High Cross Road. The widening of Lincoln Avenue from Bradley Avenue to Killarney Street has been added in 2013. The purpose of this work is to allow installation of a two way left turn lane.

**DESIRABLE PROJECTS NOT SCHEDULED**

There are many other major projects not completely included in the cash flows. There are many oil and chip streets without curb and gutter that are not included for improvement in the next ten years plus other multi-million dollar projects as listed below. Some of these projects may increase in priority in the future and, if funding levels are maintained as projected, necessitate deferral of some projects currently included in the 2006 project list.

- Washington Street Improvement from Dodson Drive to west of High Cross Road \$2,250,000
- Philo Road from Windsor Road to Hillshire Drive (extended) \$2,000,000
- Installation of street lighting on unlit arterial/collector streets (University Avenue, High Cross Road, Florida Avenue, & Cunningham Avenue) \$1,350,000
- Residential intersection street lighting – approximately 210 intersections \$1,250,000+
- Lincoln Avenue extension to Olympian Drive \$3,500,000
- Airport Road from Willow Road to Lincoln Avenue \$4,300,000
- East side pump station, force main, & interceptor work \$7,800,000

- East Urbana Interchange with I-74 no estimate available
- Boundary area storm sewers no estimate available

## **CASH FLOWS**

Revenues have been revised to reflect inflation increases and available funding. The projected General Fund transfer to the Capital Replacement and Improvement Fund has been reduced from 2005 projections by approximately \$170,000 in FY'07 and \$60,000 in FY'08 due to available funding. The cash flow projections include increasing this transfer back to \$830,000 per year by FY'09. This number is based on the amount, as adjusted for inflation, originally set aside to be transferred from the General Fund when the Capital Improvement Plan was initially adopted. If revenues are not available at this level in future years some projects will need to be deferred and/or annual programs reduced. Participation in some project costs from other agencies is still key to maintaining the overall project level. The cash flow assumes that State and Federal government programs fund part of many future projects. Significant funding participation by the University of Illinois is projected in many projects in the University District. Recapturing \$110,000 for connections to the Goodwin Avenue Detention Basin in 2013 and \$1,250,000 for Florida Avenue Improvement costs in 2007 are also projected. Over \$210,000 was recaptured this year through developer payments for use of the Goodwin Avenue Detention Basin. Funding of major projects is split over more than one fiscal year because of cash flow. Annual construction cost payments may eventually be ahead of revenue receipts in some cases necessitating internal fund borrowing until revenue is received.

The project listings in the Motor Fuel Tax cash flow have been expanded this year to list all streets proposed for major resurfacing or concrete patching. Also, no individual streets are listed in 2014 through 2016 due to the difficulty in projecting specific streets that far in advance. However, a general street resurfacing amount is included to represent the anticipated expenditure for this type of work. This change necessitates printing this fund's projection on two pages as with the Capital Replacement and Improvement Fund. The Sewer Benefit Tax projections were also split for uniformity of printing purposes.

## **BACKGROUND/FACTS**

The purpose, goals and objective of the Capital Improvement Plan remain the same as outlined in the first plan, i.e. consistent, coordinated and realistic long-range planning is essential for maintaining existing facilities and continuing to provide a high-level of infrastructure in support of the local economy and environment. The Capital Improvement Plan provides a comprehensive infrastructure database so that better decisions can be made to efficiently and effectively use construction and maintenance dollars.

Each proposed project has been reviewed and evaluated regarding all other potential infrastructure needs on that street section with street improvements and maintenance being lead projects in many cases. This comprehensive analysis is used to coordinate projects in an efficient, cost effective manner and to minimize construction inconveniences to residents in the project area.

## **OPTIONS AND THEIR CONSEQUENCES**

The Capital Improvement Plan articulates long-range aspirations of the City. This is a product of interaction between the City's goals, objectives and resources. Approval of the revised Capital Improvement Plan is important for the vitality of the City of Urbana and economic efficiency is realized and construction inconveniences are minimized through capital improvement planning. The Capital Improvement Plan allocates projected financial resources to carry out capital improvements based on overall priorities and priorities within specific infrastructure elements.

## **RECOMMENDATIONS**

It is recommended that a resolution be adopted approving the revised Capital Improvement Plan for this year. A draft of the resolution is attached. This information will be utilized in the budgeting process for capital improvements through the special fund budget sections.

Prepared by: Douglas H Miller (signed 5/10/06)  
Douglas H. Miller  
Projects Coordinator

Approved by: William R Gray (signed 5/10/06)  
William R. Gray  
Public Works Director



RESOLUTION NO. 8788-R14

A RESOLUTION APPROVING  
THE CAPITAL IMPROVEMENT PLAN FOR  
THE CITY OF URBANA

---

WHEREAS, the capital infrastructure is important for the vitality of the City of Urbana and the health, safety and comfort of its citizens; and

WHEREAS, financial resources are limited and it is essential to establish priorities for capital improvements to spend monies effectively and efficiently; and

WHEREAS, economic efficiency is realized and construction inconveniences are minimized through capital improvement planning; and

WHEREAS, the support and understanding of the information concerning capital improvement planning is vital for an informed citizenry; and

WHEREAS, Resolution No. 8182-R32 requires that a Capital Improvement Plan be established for the City of Urbana; and

WHEREAS, development of a Capital Improvement Plan was identified as one of the top three priorities of the City Council at a goal-setting session in July 1986;

NOW, THEREFORE, BE IT RESOLVED BY THE CITY COUNCIL OF THE CITY OF URBAN, ILLINOIS, as follows:

1. The Capital Improvement Plan for the City of Urbana, dated July, 1986, prepared by the City staff, be and the same is hereby approved by the City Council.

2. Option 3A as amended, along with a program to be developed for the repair and maintenance of brick streets and sidewalks shall serve as a Master Plan for coordinating and prioritizing capital improvements so identified in such Capital Improvement Plan in and for the City of Urbana and to aid review of subdivisions and developments.

3. That this plan shall be updated annually to reflect new needs and project priorities.

4. That the following concepts are incorporated into the Capital Improvement Plan relating to methods of financing the various improvements in the plan:

A. All City funds will be utilized to carry out street, sidewalk and lighting projects on arterial and collector streets ("City funds" as used herein shall include CIRF, MFT, FAU, CDBG, etc., and funds obtained from private sources; i.e., annexation and development agreements).

B. All City funds will be utilized for projects involving the maintenance, reconstruction and replacement of existing streets, sidewalks and lighting systems; included are brick streets and brick sidewalks.

C. Projects involving new or significantly upgraded residential street, sidewalk and lighting projects (except CDBG projects), will be subject to a policy to be adopted by the City Council.

D. Sewer Benefit Tax funds will be utilized for improvements to the public sewage system, with property owners responsible for the construction cost and maintenance of service lines from the mains.

E. All City funds will be utilized for improvements to storm sewers and detention facilities that are part of the public drainage system, with property owners responsible for the construction cost and maintenance of service lines from the mains.

F. All City funds will be utilized for new construction and replacement of traffic signals.

G. All projects are dependent upon the availability of funds from the respective funding source, including the Capital Improvement and Replacement Fund.

5. That implementation of the Plan shall be through normal budgeting processes or through other means acceptable to the City Council.

PASSED by the City Council this 18<sup>th</sup> day of April, 1988.

Ruth S. Brookens, (signed)  
Ruth S. Brookens, City Clerk

APPROVED by the Mayor this 25<sup>th</sup> day of April, 1988.

Jeffrey T. Markland, (signed)  
Jeffrey T. Markland, Mayor

RESOLUTION NO. \_\_\_\_\_

A RESOLUTION APPROVING  
THE 2006 UPDATE OF THE  
CAPITAL IMPROVEMENT PLAN FOR  
THE CITY OF URBANA

WHEREAS, Resolution No. 8788-R14 has established methods of financing the various improvements in the Capital Improvement Plan for the City of Urbana; and

WHEREAS, Section 3 of Resolution No. 8788-R14 required that the Capital Improvement Plan be updated annually to reflect new needs and project priorities;

NOW, THEREFORE, BE IT RESOLVED BY THE CITY COUNCIL OF THE CITY OF URBANA, ILLINOIS, as follows:

1. The Capital Improvement Plan for the City of Urbana, dated May 10, 2006, updated by City Staff, be and the same is hereby approved by the City Council.

2. That implementation of the plan shall be through the normal budgeting process or through other means acceptable to the City Council.

PASSED by the City Council this \_\_\_\_\_ day of \_\_\_\_\_, 2006.

\_\_\_\_\_  
Phyllis D. Clark, City Clerk

APPROVED by the Mayor this \_\_\_\_\_ day of \_\_\_\_\_, 2006.

\_\_\_\_\_  
Laurel Lunt Prussing, Mayor

TABLE OF CONTENTS

---

	PAGE
2006 C.I.P. PROJECT LIST	1
2006 CASH FLOW PROJECTIONS	19
2005 CONSTRUCTION MAP	29
2006 CONSTRUCTION MAP	31
2007 CONSTRUCTION MAP (PROJECTED)	33
FIGURE A--PROPOSED SEWER PROJECTS	35
FIGURE C--PROJECTED ELEVEN-YEAR MAJOR STREET PATCHING, RESURFACING, RECONSTRUCTION, CONSTRUCTION, TRAFFIC SIGNAL, SIDEWALKS, BRIDGES, NEW SIDEWALK, BIKE PATHS, AND PARKING LOTS	37
FIGURE M--EXISTING BRICK SIDEWALKS	39
FIGURE P--ANNEXATION MAP	41
FIGURE Q--EXISTING STREET SURFACES	43
FIGURE R--BIKE PATH SYSTEM	45

**CAPITAL IMPROVEMENT PLAN  
2006-2007 CASH FLOW PROJECTIONS**

<b>SEWER BENEFIT TAX (SBT)</b>													
	2003-04	2004-05	2005-06	2006-07	2007-08	2008-09	2009-10	2010-11	2011-2012	2012-2013	2013-2014	2014-2015	2015-2016
<b>BEGINNING BALANCE</b>	<b>437,175</b>	<b>587,569</b>	<b>866,676</b>	<b>304,355</b>	<b>206,355</b>	<b>72,272</b>	<b>114,714</b>	<b>155,230</b>	<b>171,589</b>	<b>25,517</b>	<b>42,586</b>	<b>33,143</b>	<b>23,913</b>
REVENUE - SBT	817,306	797,783	826,000	855,000	855,000	855,000	855,000	855,000	855,000	855,000	855,000	855,000	855,000
REVENUE - UCSD OVERHEAD SEWER PROGRAM REIMBURSEMENT	0	15,341	5,000	2,500	2,500	2,500	2,500	2,500	2,500	2,500	2,500	2,500	2,500
REVENUE - NORTH SHORE DRIVE ASSESSMENT	0	0	0	0	20,000	0	0	0	0	0	0	0	0
2.5% INTEREST REVENUE	1,887	19,700	22,000	26,000	19,917	16,442	14,516	15,359	17,928	16,070	14,556	14,770	14,652
<b>FUNDS AVAILABLE SUBTOTAL</b>	<b>1,256,368</b>	<b>1,420,393</b>	<b>1,719,676</b>	<b>1,187,855</b>	<b>1,103,772</b>	<b>946,214</b>	<b>986,730</b>	<b>1,028,089</b>	<b>1,047,017</b>	<b>899,086</b>	<b>914,643</b>	<b>905,413</b>	<b>896,065</b>

**CAPITAL IMPROVEMENT PLAN  
2006-2007 CASH FLOW PROJECTIONS**

<b>PROJECTS</b>	<b>2003-04</b>	<b>2004-05</b>	<b>2005-06</b>	<b>2006-07</b>	<b>2007-08</b>	<b>2008-09</b>	<b>2009-10</b>	<b>2010-11</b>	<b>2011-2012</b>	<b>2012-2013</b>	<b>2013-2014</b>	<b>2014-2015</b>	<b>2015-2016</b>
BROADWAY AREA SEWERS	0	0	0	0	0	0	0	0	0	0	0	0	0
CRYSTAL LAKE DRIVE - CUNNINGHAM TO BROADWAY	0	0	0	100,000	0	0	0	0	0	0	0	0	0
CUNNINGHAM & ANTHONY IMPROVEMENT	0	0	0	0	0	0	0	0	0	0	0	0	0
ED FUND REPAYMENT - COLORADO	0	0	0	5,000	5,000	5,000	5,000	5,000	5,000	5,000	5,000	5,000	5,000
FAIRVIEW AVENUE - LINCOLN TO BUSEY	0	0	0	50,000	0	0	0	0	0	0	0	0	0
FLORIDA AVENUE EXTENSION	0	0	6,055	0	0	0	0	0	0	0	0	0	0
GREEN STREET - VINE TO COTTAGE GROVE	0	0	10,000	0	0	0	0	0	0	0	0	0	0
GREEN STREET - LINCOLN TO RACE	0	0	0	0	0	0	0	0	165,000	0	0	0	0
INTERCEPTOR SET ASIDE	0	0	200,000	125,000	125,000	125,000	125,000	125,000	125,000	125,000	125,000	125,000	125,000
MISCELLANEOUS SANITARY EXPENDITURE	21,370	19,681	23,429	10,000	10,000	10,000	10,000	10,000	10,000	10,000	10,000	10,000	10,000
NORTH SHORE DRIVE - ANTHONY TO NORTH END	0	0	0	0	200,000	0	0	0	0	0	0	0	0
SANITARY SEWER MAINTENANCE EXPENDITURE/TRANSFER	408,697	427,097	446,330	466,500	466,500	466,500	466,500	466,500	466,500	466,500	466,500	466,500	466,500
SANITARY SEWER INFLOW/INFILTRATION EXPENDITURE	238,732	106,939	693,311	225,000	225,000	225,000	225,000	250,000	250,000	250,000	275,000	275,000	275,000
SEWER DATA BASE AND SOFTWARE UPGRADES	0	0	36,196	0	0	0	0	0	0	0	0	0	0
<b>EXPENDITURE SUBTOTAL</b>	<b>668,799</b>	<b>553,717</b>	<b>1,415,321</b>	<b>981,500</b>	<b>1,031,500</b>	<b>831,500</b>	<b>831,500</b>	<b>856,500</b>	<b>1,021,500</b>	<b>856,500</b>	<b>881,500</b>	<b>881,500</b>	<b>881,500</b>
<b>BALANCE</b>	<b>587,569</b>	<b>866,676</b>	<b>304,355</b>	<b>206,355</b>	<b>72,272</b>	<b>114,714</b>	<b>155,230</b>	<b>171,589</b>	<b>25,517</b>	<b>42,586</b>	<b>33,143</b>	<b>23,913</b>	<b>14,565</b>

**CAPITAL IMPROVEMENT PLAN  
2006-2007 CASH FLOW PROJECTIONS**

<b>MOTOR FUEL TAX (MFT)</b>													
<b>REVENUE</b>	2003-04	2004-05	2005-06	2006-07	2007-08	2008-09	2009-10	2010-11	2011-2012	2012-2013	2013-2014	2014-2015	2015-2016
<b>BEGINNING BALANCE</b>	<b>3,167,847</b>	<b>2,837,805</b>	<b>3,086,299</b>	<b>1,126,940</b>	<b>410,940</b>	<b>63,914</b>	<b>154,474</b>	<b>40,454</b>	<b>196,828</b>	<b>323,294</b>	<b>135,633</b>	<b>1,182</b>	<b>12,080</b>
REVENUE - MFT	1,073,550	1,079,840	1,085,000	1,085,000	1,085,000	1,085,000	1,085,000	1,085,000	1,085,000	1,085,000	1,085,000	1,085,000	1,085,000
REVENUE - IAWC REIMBURSEMENTS	0	9,604	0	0	0	0	0	0	0	0	0	0	0
REVENUE - MISCELLANEOUS	845	90	0	0	0	0	0	0	0	0	0	0	0
REVENUE - U OF I - FLORIDA & LINCOLN	0	35,202	0	0	0	0	0	0	0	0	0	0	0
REVENUE - U OF I - LINCOLN & ILLINOIS	0	179,979	0	0	0	0	0	0	0	0	0	0	0
REVENUE - FEDERAL STU & COUNTY - WINDSOR ROAD	0	68,637	81,363	0	0	0	0	0	0	0	0	0	0
REVENUE - U OF I LINCOLN & PENN; LINCOLN & NEVADA SIGNAL	0	0	285,000	0	0	0	0	0	0	0	0	0	0
REVENUE - STATE - LINCOLN & PENNSYLVANIA SIGNAL	0	0	90,000	0	0	0	0	0	0	0	0	0	0
REVENUE - FEDERAL STU - PHILO ROAD	0	0	694,000	0	0	0	0	0	0	0	0	0	0
REVENUE - U OF I RESURFACING ILLINOIS;GOODWN; GREEN;SPRING	0	0	0	100,000	200,000	350,000	0	0	0	0	0	0	0
REVENUE - STATE & U OF I - SPRINGFIELD & GOODWIN	0	0	0	0	0	195,000	0	0	0	0	0	0	0
2.5% INTEREST REVENUE	9,059	85,495	88,000	114,000	52,974	35,561	30,980	26,374	23,466	27,339	30,549	25,898	22,478
<b>FUNDS AVAILABLE SUBTOTAL</b>	<b>4,251,301</b>	<b>4,296,652</b>	<b>5,409,662</b>	<b>2,425,940</b>	<b>1,748,914</b>	<b>1,729,474</b>	<b>1,270,454</b>	<b>1,151,828</b>	<b>1,305,294</b>	<b>1,435,633</b>	<b>1,251,182</b>	<b>1,112,080</b>	<b>1,119,558</b>

**CAPITAL IMPROVEMENT PLAN  
2006-2007 CASH FLOW PROJECTIONS**

PROJECTS	MOTOR FUEL TAX (MFT)												
	2003-04	2004-05	2005-06	2006-07	2007-08	2008-09	2009-10	2010-11	2011-2012	2012-2013	2013-2014	2014-2015	2015-2016
STREET MAINTENANCE - ANDERSON FAIRLAWN TO PENN	0	0	80,000	0	0	0	0	0	0	0	0	0	0
STREET MAINTENANCE - COTTAGE GROVE FAIRLAWN TO PENN	0	0	80,000	0	0	0	0	0	0	0	0	0	0
STREET MAINTENANCE - WINDSOR PHILO TO WEST CITY LIMITS	0	0	0	1,000,000	0	0	0	0	0	0	0	0	0
STREET MAINTENANCE - COLER UNIVERSITY TO PARK	0	0	0	40,000	0	0	0	0	0	0	0	0	0
STREET MAINTENANCE - COLLEGE COURT MARYLAND TO VIRGINIA	0	0	0	40,000	0	0	0	0	0	0	0	0	0
STREET MAINTENANCE - COUNTRY CLUB RD SALINE TO BROADWAY	0	0	0	50,000	0	0	0	0	0	0	0	0	0
STREET MAINTENANCE - COUNTRY SQUIRE&GREENRIDGE CONC PA	0	0	0	110,000	0	0	0	0	0	0	0	0	0
STREET MAINTENANCE - FAIRVIEW LINCOLN TO ORCHARD CONC PA	0	0	0	50,000	0	0	0	0	0	0	0	0	0
STREET MAINTENANCE - ILLINOIS GREGORY TO GOODWIN	0	0	0	60,000	0	0	0	0	0	0	0	0	0
STREET MAINTENANCE - KINCH WASHINGTON TO FLORIDA CONC PA	0	0	0	30,000	0	0	0	0	0	0	0	0	0
STREET MAINTENANCE - MARYLAND PENNSYLVANIA TO FLORIDA	0	0	0	40,000	0	0	0	0	0	0	0	0	0
STREET MAINTENANCE - McCULLOUGH & STOUGHTON CONC PATCH	0	0	0	100,000	0	0	0	0	0	0	0	0	0
STREET MAINTENANCE - MUMFORD ANDERSON TO PHILO CONC PA	0	0	0	110,000	0	0	0	0	0	0	0	0	0
STREET MAINTENANCE - OREGON LINCOLN TO MATHEWS	0	0	0	60,000	0	0	0	0	0	0	0	0	0
STREET MAINTENANCE - GOLFVIEW COUNTRY CLUB RD TO G H BAK	0	0	0	70,000	0	0	0	0	0	0	0	0	0
STREET MAINTENANCE - GOODWIN@ILLINOIS;GREEN TO CLARK;@U	0	0	0	0	450,000	0	0	0	0	0	0	0	0
STREET MAINTENANCE - McHENRY VINE TO GRANGE	0	0	0	0	60,000	0	0	0	0	0	0	0	0
STREET MAINTENANCE - RACE WASHINGTON TO INDIANA	0	0	0	0	190,000	0	0	0	0	0	0	0	0
STREET MAINTENANCE - GREEN GREGORY TO WRIGHT	0	0	0	0	0	470,000	0	0	0	0	0	0	0
STREET MAINTENANCE - LINCOLN SOUTH OF KENYON TO I-74	0	0	0	0	0	160,000	0	0	0	0	0	0	0
STREET MAINTENANCE - SPRINGFIELD GREGORY TO WRIGHT	0	0	0	0	0	230,000	0	0	0	0	0	0	0
STREET MAINTENANCE - MAIN VINE-GRVE;C. GRVE-LIERMAN;E/LIERN	0	0	0	0	0	0	400,000	0	0	0	0	0	0
STREET MAINTENANCE - ANDERSON FLORIDA TO COLORADO	0	0	0	0	0	0	0	160,000	0	0	0	0	0
STREET MAINTENANCE - BUSEY NEVADA TO INDIANA	0	0	0	0	0	0	0	60,000	0	0	0	0	0
STREET MAINTENANCE - LINCOLN I-74 TO SALINE DITCH	0	0	0	0	0	0	0	260,000	0	0	0	0	0
STREET MAINTENANCE - MUMFORD ANDERSON TO W OF ZUPPKE	0	0	0	0	0	0	0	60,000	0	0	0	0	0
STREET MAINTENANCE - MISCELLANEOUS	0	5,410	24,000	0	0	0	0	0	0	0	0	0	0
AVERAGE STREET RESURFACING/TRAFFIC SIGNAL EXPENDITURE	0	0	0	0	0	0	0	0	0	0	900,000	600,000	1,000,000
BRICK STREETS CURB & GUTTER; PAVEMENT REPAIR	0	0	0	0	0	0	0	0	200,000	200,000	0	0	0
COLORADO AVENUE EXTENSION	0	0	180,000	0	0	0	0	0	0	0	0	0	0
FLORIDA; RACE; WINDSOR; WATER CONCRETE PAVEMENT PATCHIN	0	0	720,000	0	0	0	0	0	0	0	0	0	0
GEORGE HUFF/BOUDREAU AREA RECONSTRUCTION	551,890	0	32,000	0	0	0	0	0	0	0	0	0	0
GREEN STREET RESURFACING (EAST)	0	0	0	0	600,000	0	0	0	0	0	0	0	0
GREEN STREET RESURFACING (WEST)	0	0	0	0	0	0	0	0	600,000	0	0	0	0
LIERMAN AVENUE PAYMENTS TO COUNTY	0	0	300,000	225,000	225,000	0	0	0	0	0	0	0	0
LINCOLN & ILLINOIS TRAFFIC SIGNAL	0	224,732	0	0	0	0	0	0	0	0	0	0	0
LINCOLN & PENN; & NEV SIGNALS; LINCOLN ST LT & RESURFACING	0	0	1,250,000	0	0	0	0	0	0	0	0	0	0
LINCOLN AVENUE WIDENING	0	0	0	0	0	0	0	0	0	600,000	0	0	0
LINCOLN & UNVERSITY TRAFFIC SIGNAL UPGRADE	0	0	0	30,000	0	0	0	0	0	0	0	0	0
OLYMPIAN DR INCLUDING LINCOLN CITY TOTAL = \$9.5 MILLION	0	0	0	0	0	0	0	0	0	500,000	350,000	500,000	100,000
PHILO ROAD RECONSTRUCTION	0	0	1,450,000	0	0	0	0	0	0	0	0	0	0
SPRINGFIELD & GOODWIN AVENUE TRAFFIC SIGNAL	0	0	0	0	0	300,000	0	0	0	0	0	0	0
UNIVERSITY AVENUE GUARDIAN TO HIGH CROSS	0	13,220	0	0	0	0	0	0	0	0	0	0	0
VINE & WASHINGTON RECONSTRUCTION	533,409	0	0	0	0	0	0	0	0	0	0	0	0
VINE ST;COT GROVE;ELM;HIGH CROSS;COUNTRY CLUB RD RESURF	328,197	853,713	0	0	0	0	0	0	0	0	0	0	0
WASHINGTON & HIGH CROSS RD TEMPORARY SIGNALS	0	0	50,000	0	0	0	0	0	0	0	0	0	0
WINDSOR RECONST/WIDEN/SIGNALS - TOTAL CITY SHARE = \$2,610,0	0	113,278	116,722	0	160,000	415,000	830,000	415,000	182,000	0	0	0	0
<b>EXPENDITURE SUBTOTAL</b>	<b>1,413,496</b>	<b>1,210,353</b>	<b>4,282,722</b>	<b>2,015,000</b>	<b>1,685,000</b>	<b>1,575,000</b>	<b>1,230,000</b>	<b>955,000</b>	<b>982,000</b>	<b>1,300,000</b>	<b>1,250,000</b>	<b>1,100,000</b>	<b>1,100,000</b>
<b>BALANCE</b>	<b>2,837,805</b>	<b>3,086,299</b>	<b>1,126,940</b>	<b>410,940</b>	<b>63,914</b>	<b>154,474</b>	<b>40,454</b>	<b>196,828</b>	<b>323,294</b>	<b>135,633</b>	<b>1,182</b>	<b>12,080</b>	<b>19,558</b>



**CAPITAL IMPROVEMENT PLAN  
2006-2007 CASH FLOW PROJECTIONS**

<b>CAPITAL REPLACEMENT AND IMPROVEMENT (CR&amp;I) - REVENUE</b>													
<b>REVENUE</b>	2003-04	2004-05	2005-06	2006-07	2007-08	2008-09	2009-10	2010-11	2011-2012	2012-2013	2013-2014	2014-2015	2015-2016
<b>BEGINNING BALANCE</b>	<b>2,166,517</b>	<b>2,593,534</b>	<b>3,155,229</b>	<b>1,707,138</b>	<b>693,338</b>	<b>813,964</b>	<b>906,061</b>	<b>969,950</b>	<b>1,081,006</b>	<b>403,319</b>	<b>485,406</b>	<b>174,656</b>	<b>185,483</b>
REVENUE - GENERAL FUND TRANSFERS	484,300	673,887	612,640	631,950	730,000	830,000	830,000	830,000	830,000	830,000	830,000	830,000	830,000
REVENUE - GENERAL FUND ADDITIONAL TRANSFER	1,000,000	0	0	0	0	0	0	0	0	0	0	0	0
REVENUE - BONEYARD REIMBURSEMENT	3,000	15,887	15,495	17,000	13,000	13,000	13,000	13,000	13,000	13,000	13,000	13,000	13,000
REVENUE - ASSESSMENT - RR ROW;SCOTTSWOOD AREA SIP	5,122	3,780	2,429	2,000	0	0	0	0	0	0	0	0	0
REVENUE - SALE PROPERTY	3,079	3,320	5,000	5,000	5,000	5,000	5,000	5,000	5,000	5,000	5,000	5,000	5,000
REVENUE - STATE REIMBURSEMENT - TRAFFIC SIGNAL MAINTENANCE	25,200	25,283	25,000	25,000	15,000	15,000	15,000	15,000	15,000	15,000	15,000	15,000	15,000
REVENUE - REIMBURSEMENTS - GOODWIN DETENTION BASIN	0	0	210,802	0	0	0	0	0	0	110,000	0	0	0
REVENUE - OTHER REIMBURSEMENTS	19,137	14,982	13,428	12,000	0	0	0	0	0	0	0	0	0
REVENUE - COUNTY - CUNNINGHAM & ANTHONY	310,000	310,000	0	0	0	0	0	0	0	0	0	0	0
REVENUE - VINE STREET RETAINING WALL	96,895	0	0	0	0	0	0	0	0	0	0	0	0
REVENUE - COUNTY - LINCOLN AVENUE	135,092	79,908	0	0	0	0	0	0	0	0	0	0	0
REVENUE - U OF I REIMBURSEMENT - GOODWIN AVENUE	190,000	0	0	0	0	0	0	0	0	0	0	0	0
REVENUE - STATE - NORTH ENTRYWAY	0	40,000	5,000	5,000	0	0	0	0	0	0	0	0	0
REVENUE - STATE - TRAFFIC SIGNAL LENSE RETROFIT	0	37,600	17,875	0	0	0	0	0	0	0	0	0	0
REVENUE - STATE - PLANTING GRANT	0	12,000	0	0	0	0	0	0	0	0	0	0	0
REVENUE - STATE - GUARDIAN DRIVE	0	0	56,594	0	0	0	0	0	0	0	0	0	0
REVENUE - COUNTY & MTD - BROADWAY BUS STOP	0	14,000	0	0	0	0	0	0	0	0	0	0	0
REVENUE - ED FUND LOAN - COLORADO AVENUE	0	0	200,000	0	0	0	0	0	0	0	0	0	0
REVENUE - UNIVERSITY CONSTRUCTION REIMBURSEMENT	0	0	10,698	0	0	0	0	0	0	0	0	0	0
REVENUE - WUNA REIMBURSEMENT	0	0	12,250	0	0	0	0	0	0	0	0	0	0
REVENUE - MVPS - CAMPUS AREA LIGHTING	0	0	400,000	25,000	0	0	0	0	0	0	0	0	0
REVENUE - U OF I - CAMPUS AREA LIGHTING	0	0	400,000	25,000	0	0	0	0	0	0	0	0	0
REVENUE - SAVANNAH GREEN REIMBURSEMENT	0	0	40,700	0	0	0	0	0	0	0	0	0	0
REVENUE - STATE - GOODWIN BIKE PATH	0	0	20,000	0	0	0	0	0	0	0	0	0	0
REVENUE - SCOTTSWOOD AREA STORM WATER IMPROVE	0	0	0	30,500	0	0	0	0	0	0	0	0	0
REVENUE - CARLE CLINIC	0	0	0	40,000	0	0	0	0	0	0	0	0	0
REVENUE - STATE - STONE CREEK BIKE PATH	0	0	0	125,000	0	0	0	0	0	0	0	0	0
REVENUE - LANDMARKS PRESERVATION COUNCIL GRANT	0	0	0	0	75,000	0	75,000	0	75,000	0	0	0	0
REVENUE - U OF I/STATE/UPD- WEST FLO AVE BIKE PATH	0	0	0	0	225,000	0	0	0	0	0	0	0	0
REVENUE - PRIVATE	0	0	0	525,000	725,000	0	0	0	0	0	0	0	0
REVENUE - COUNTY - 50% WINDSOR ROAD ENGINEERING	0	0	0	93,750	93,750	105,000	130,000	105,000	0	0	0	0	0
REVENUE - STATE - HIGH CROSS BIKE PATH-"TEA21"/IDNR	0	0	0	0	0	639,000	0	0	0	0	0	0	0
REVENUE - St. JOE DRAINAGE DISTRICT	0	0	0	0	0	30,000	0	0	0	0	0	0	0
REVENUE - STATE - MISC BIKE PATH CONNECTIONS	0	0	0	0	0	0	0	0	180,000	210,000	0	0	0
2.5% INTEREST REVENUE	9,343	100,745	100,000	114,000	80,376	67,596	58,389	50,556	53,813	48,587	35,750	27,327	22,702
<b>FUNDS AVAILABLE SUBTOTAL</b>	<b>4,447,685</b>	<b>3,924,926</b>	<b>5,303,140</b>	<b>3,383,338</b>	<b>2,655,464</b>	<b>2,518,561</b>	<b>2,032,450</b>	<b>1,988,506</b>	<b>2,252,819</b>	<b>1,634,906</b>	<b>1,384,156</b>	<b>1,064,983</b>	<b>1,071,185</b>

**CAPITAL IMPROVEMENT PLAN  
2006-2007 CASH FLOW PROJECTIONS**

<b>CAPITAL REPLACEMENT AND IMPROVEMENT (CR&amp;I) - PROJECTS</b>													
<b>PROJECTS</b>	<b>2003-04</b>	<b>2004-05</b>	<b>2005-06</b>	<b>2006-07</b>	<b>2007-08</b>	<b>2008-09</b>	<b>2009-10</b>	<b>2010-11</b>	<b>2011-2012</b>	<b>2012-2013</b>	<b>2013-2014</b>	<b>2014-2015</b>	<b>2015-2016</b>
BONEYARD/BRIDGES MAINTENANCE	16,200	19,769	71,096	25,000	13,000	13,000	13,000	13,000	13,000	13,000	13,000	13,000	13,000
BONEYARD/USGS PAYMENTS	16,040	16,685	24,355	36,000	42,000	18,000	18,000	18,000	0	0	0	0	0
BRADLEY & COLER AREA STORM SEWERS	0	0	140,000	35,000	0	0	0	0	180,000	0	0	0	0
BROADWAY AREA SEWERS	2,323	0	0	0	0	0	0	0	0	0	380,000	0	0
BROADWAY AVENUE BUS STOP	0	28,000	0	0	0	0	0	0	0	0	0	0	0
CAMPUS AREA TRANSPORTATION STUDY	0	13,150	19	15,000	0	0	0	0	0	0	0	0	0
CD HOME PROGRAM TRANSFER	80,297	63,335	104,270	73,000	73,000	73,000	73,000	73,000	73,000	73,000	73,000	73,000	73,000
COLORADO AVENUE EXTENSION	0	1,900	200,000	0	0	0	0	0	0	0	0	0	0
CUNNINGHAM & ANTHONY IMPROVEMENT	4,964	0	0	0	0	0	0	0	0	0	0	0	0
DELAWARE STORM SEWER	0	0	0	0	0	0	0	0	0	0	100,000	0	0
ED FUND REPAYMENT - COLORADO AVENUE PAYBACK	0	0	0	15,000	15,000	15,000	15,000	15,000	15,000	15,000	15,000	15,000	15,000
FLORIDA AVENUE IMPROVEMENT(EAST) - (INCL BIKE PATH)	0	39,321	21,140	1,200,000	650,000	0	0	0	0	0	0	0	0
FLORIDA AVENUE & BROADWAY AVE BIKE PATHS	0	0	0	0	315,000	0	0	0	0	0	0	0	0
GIS PROF SERVICES & RPC GREENWAYS/TRAILS PLAN	25,381	26,472	84,985	35,000	35,000	35,000	35,000	30,000	30,000	30,000	30,000	30,000	30,000
GOODWIN AVENUE IMPROVEMENTS & BIKE PATH	190,000	0	30,000	0	0	0	0	0	0	0	0	0	0
HIGH CROSS ROAD BIKE PATH	0	0	0	0	0	720,000	0	0	0	0	0	0	0
HOLMES STREET CONCRETE PAVEMENT PATCHING	0	0	0	60,000	0	0	0	0	0	0	0	0	0
KINCH;FLORIDA IMPROVEMENTS	0	8,511	0	0	0	0	0	0	0	0	0	0	0
LIERMAN AVENUE PAYMENTS TO COUNTY	0	0	0	0	0	0	0	0	0	0	0	0	0
LINCOLN AVENUE IMPROVEMENT (NORTH)	265,054	72,944	0	0	0	0	0	0	0	0	0	0	0
MAIN /PHILO/BRDWAY/C C RD/MYRA RDG/KINCH BIKE PATHS	0	0	0	0	0	0	0	0	360,000	420,000	0	0	0
MISC ARBOR (INCLUDES PHILO RD LANDSCAPING)	19,171	3,804	36,244	5,000	0	0	0	0	0	0	0	0	0
MISC LANDSCAPING & ART	0	0	0	5,000	5,000	5,000	5,000	5,000	5,000	5,000	5,000	5,000	5,000
MISC PUBLIC FACILITIES; WUNA SIGNS; HEUNA SIGNS	21,761	0	13,195	0	0	0	0	0	0	0	0	0	0
MISCELLANEOUS SIGNAL WORK	0	42,306	40,000	35,000	35,000	15,000	15,000	15,000	15,000	15,000	15,000	15,000	15,000
MISCELLANEOUS STORM SEWER REPAIRS & LINING	67,683	117,751	56,559	150,000	125,000	125,000	125,000	125,000	125,000	125,000	125,000	125,000	125,000
NEIGHBORHOOD SIDEWALKS	140,949	6,051	0	0	0	0	0	0	0	0	0	0	0
NORTH ENTRYWAY LANDSCAPING	0	40,000	5,000	5,000	0	0	0	0	0	0	0	0	0
ORCHARD STREET CONCRETE PAVEMENT REPLACEMENT	0	0	0	190,000	0	0	0	0	0	0	0	0	0
OLYMPIAN DR INCLUDING LINCOLN CITY TOTAL = \$9.5 MILL	0	0	0	0	0	0	0	0	0	50,000	50,000	50,000	50,000
PARK STREET STORM SEWER	0	0	0	0	0	0	0	0	0	0	0	150,000	0
PAVEMENT MAINTENANCE	0	67,391	442,451	280,000	125,000	125,000	125,000	125,000	125,000	125,000	125,000	125,000	125,000
PAVEMENT MAINTENANCE - BRICK SIDEWALKS	256,980	342	299,658	75,000	75,000	75,000	175,000	75,000	75,000	75,000	75,000	75,000	75,000
PAVEMENT MAINT - OIL & CHIP;SLURRY SEAL;MICRO-SURFACING	74,380	0	59,911	100,000	100,000	100,000	100,000	100,000	100,000	100,000	100,000	100,000	100,000
PUBLIC FACILITIES & MISCELLANEOUS APPRAISALS	18,286	32,805	88,832	37,500	37,500	37,500	37,500	37,500	37,500	37,500	37,500	37,500	37,500
RACE STREET BIKE PATH RESURFACING	0	0	0	30,000	0	0	0	0	0	0	0	0	0
RACE STREET;NEVADA STREET STORM SEWER LINING	0	0	210,000	0	0	0	0	0	0	0	0	0	0
SAVANNAH GREEN STREET LIGHTS	0	0	40,100	0	0	0	0	0	0	0	0	0	0
SCTTSD AREA SIP; SAINT JOE DRAINAGE DISTRICT	0	0	0	30,500	0	0	20,000	20,000	20,000	20,000	20,000	20,000	20,000
SERIES ST LIGHTING REPLACEMENT - 3B, 4A, 5, & 4B	503,372	27,106	422,894	0	0	0	0	0	0	0	0	0	0
SERIES ST LIGHTING REPLACEMENT - CAMPUS AREA	0	9,460	790,540	50,000	0	0	0	0	0	0	0	0	0
STONE CREEK BIKE PATH	0	0	252,000	0	0	0	0	0	0	0	0	0	0
STORM SEWER LINING-RR ROW;ELIOT;IOWA	0	0	0	0	0	0	0	0	480,000	0	0	0	0
TRAFFIC SIGNAL LENSE RETROFITTING	0	75,200	30,800	0	0	0	0	0	0	0	0	0	0
TREE TRIMMING & PLANTING	46,185	57,394	56,953	53,000	46,000	46,000	46,000	46,000	46,000	46,000	46,000	46,000	46,000
VINE STREET RETAINING WALL	89,202	0	0	0	0	0	0	0	0	0	0	0	0
WASHINGTON ST WIDENING & BIKE PATH TOTAL ESTIMATE = \$3.5 MI	0	0	0	0	0	0	0	0	0	0	0	0	300,000
WINDSOR ROAD ENGINEERING - CITY & COUNTY	0	0	75,000	150,000	150,000	210,000	260,000	210,000	0	0	0	0	0
WINDSOR AND RACE TRAFFIC SIGNAL	0	0	0	0	0	0	0	0	150,000	0	0	0	0

**CAPITAL IMPROVEMENT PLAN  
2006-2007 CASH FLOW PROJECTIONS**

WRIGHT & GREEN;WRIGHT & SPRINGFIELD	15,923	0	0	0	0	0	0	0	0	0	0	0	0
<b>EXPENDITURE SUBTOTAL</b>	<b>1,854,151</b>	<b>769,697</b>	<b>3,596,002</b>	<b>2,690,000</b>	<b>1,841,500</b>	<b>1,612,500</b>	<b>1,062,500</b>	<b>907,500</b>	<b>1,849,500</b>	<b>1,149,500</b>	<b>1,209,500</b>	<b>879,500</b>	<b>1,029,500</b>
<b>BALANCE</b>	<b>2,593,534</b>	<b>3,155,229</b>	<b>1,707,138</b>	<b>693,338</b>	<b>813,964</b>	<b>906,061</b>	<b>969,950</b>	<b>1,081,006</b>	<b>403,319</b>	<b>485,406</b>	<b>174,656</b>	<b>185,483</b>	<b>41,685</b>

**CAPITAL IMPROVEMENT PLAN  
2006-2007 CASH FLOW PROJECTIONS**

<b>TAX INCREMENT FINANCING DISTRICT #:</b>													
	<b>2003-04</b>	<b>2004-05</b>	<b>2005-06</b>	<b>2006-07</b>	<b>2007-08</b>	<b>2008-09</b>	<b>2009-10</b>	<b>2010-11</b>	<b>2011-2012</b>	<b>2012-2013</b>	<b>2013-2014</b>	<b>2014-2015</b>	<b>2015-2016</b>
<b>BEGINNING BALANCE</b>	<b>507,195</b>	<b>0</b>	<b>98,395</b>	<b>0</b>	<b>0</b>	<b>0</b>	<b>0</b>	<b>0</b>	<b>0</b>	<b>0</b>	<b>0</b>	<b>0</b>	<b>0</b>
REVENUE	0	100,000	198,377	100,000	0	0	0	0	1,400,000	0	0	0	0
<b>REVENUE/FUNDS AVAILABLE</b>	<b>507,195</b>	<b>100,000</b>	<b>296,772</b>	<b>100,000</b>	<b>0</b>	<b>0</b>	<b>0</b>	<b>0</b>	<b>1,400,000</b>	<b>0</b>	<b>0</b>	<b>0</b>	<b>0</b>
DOWNTOWN STREETSCAPE PHASES 5 & 6	507,195	0	0	0	0	0	0	0	0	0	0	0	0
DOWNTOWN STREETSCAPE PHASE 7	0	1,605	146,772	0	0	0	0	0	0	0	0	0	0
DOWNTOWN STREETSCAPE - STRATFORD	0	0	75,000	0	0	0	0	0	0	0	0	0	0
DOWNTOWN STREETSCAPE PHASE 8	0	0	0	100,000	0	0	0	0	0	0	0	0	0
DOWNTOWN STREETSCAPE BROADWAY AVENUE	0	0	0	0	0	0	0	0	1,000,000	0	0	0	0
PRELIMINARY ENGINEERING/RACE/BRDWY/BONEYARD	0	0	75,000	0	0	0	0	0	0	0	0	0	0
WATER /WALNUT IMPROVEMENT/STREETSCAPE	0	0	0	0	0	0	0	0	400,000	0	0	0	0
<b>EXPENDITURE SUBTOTAL</b>	<b>507,195</b>	<b>1,605</b>	<b>296,772</b>	<b>100,000</b>	<b>0</b>	<b>0</b>	<b>0</b>	<b>0</b>	<b>1,400,000</b>	<b>0</b>	<b>0</b>	<b>0</b>	<b>0</b>
<b>BALANCE</b>	<b>0</b>	<b>98,395</b>	<b>0</b>	<b>0</b>	<b>0</b>	<b>0</b>	<b>0</b>	<b>0</b>	<b>0</b>	<b>0</b>	<b>0</b>	<b>0</b>	<b>0</b>
<b>TAX INCREMENT FINANCING DISTRICT #:</b>													
<b>BEGINNING BALANCE</b>	<b>387,129</b>	<b>67,751</b>	<b>217,345</b>	<b>55,737</b>	<b>0</b>	<b>0</b>	<b>0</b>	<b>0</b>	<b>0</b>	<b>0</b>	<b>0</b>	<b>0</b>	<b>0</b>
REVENUE	0	150,000	310,000	299,263	1,000,000	1,260,000	1,000,000	1,000,000	0	0	0	0	0
REVENUE - STATE	0	0	0	250,000	0	0	0	0	0	0	0	0	0
<b>REVENUE/FUNDS AVAILABLE</b>	<b>387,129</b>	<b>217,751</b>	<b>527,345</b>	<b>605,000</b>	<b>1,000,000</b>	<b>1,260,000</b>	<b>1,000,000</b>	<b>1,000,000</b>	<b>0</b>	<b>0</b>	<b>0</b>	<b>0</b>	<b>0</b>
CUNNINGHAM & CRYSTAL LAKE DR TRAFFIC SIGNAL	0	0	0	300,000	0	0	0	0	0	0	0	0	0
BROADWAY AVENUE STORM SEWER	0	0	0	55,000	0	0	0	0	0	0	0	0	0
DOWNTOWN STREETSCAPE PHASE 4	236,528	0	0	0	0	0	0	0	0	0	0	0	0
DOWNTOWN STREETSCAPE PHASES 5 & 6	82,850	0	0	0	0	0	0	0	0	0	0	0	0
DOWNTOWN STREETSCAPE PHASE 7	0	0	150,000	0	0	0	0	0	0	0	0	0	0
DOWNTOWN STREETSCAPE - PHASE 8	0	0	100,000	0	0	0	0	0	0	0	0	0	0
DOWNTOWN STREETSCAPE BONEYARD	0	0	0	0	1,000,000	1,000,000	0	0	0	0	0	0	0
PARKING LOT LOT 25 CONSTRUCTION	0	406	146,608	0	0	0	0	0	0	0	0	0	0
PRELIMINARY ENGINEERING/RACE/BRDWY/BONEYARD	0	0	75,000	0	0	0	0	0	0	0	0	0	0
UNIVERSITY AVENUE STREETSCAPE	0	0	0	250,000	0	0	0	0	0	0	0	0	0
RACE STREET RECONSTRUCTION & STREETSCAPE	0	0	0	0	0	0	1,000,000	1,000,000	0	0	0	0	0
RAILROAD BIKE PATH	0	0	0	0	0	260,000	0	0	0	0	0	0	0
<b>EXPENDITURE SUBTOTAL</b>	<b>319,378</b>	<b>406</b>	<b>471,608</b>	<b>605,000</b>	<b>1,000,000</b>	<b>1,260,000</b>	<b>1,000,000</b>	<b>1,000,000</b>	<b>0</b>	<b>0</b>	<b>0</b>	<b>0</b>	<b>0</b>
<b>BALANCE</b>	<b>67,751</b>	<b>217,345</b>	<b>55,737</b>	<b>0</b>	<b>0</b>	<b>0</b>	<b>0</b>	<b>0</b>	<b>0</b>	<b>0</b>	<b>0</b>	<b>0</b>	<b>0</b>
<b>TAX INCREMENT FINANCING DISTRICT #:</b>													
<b>BEGINNING BALANCE</b>	<b>0</b>	<b>0</b>	<b>274,923</b>	<b>0</b>	<b>0</b>	<b>0</b>	<b>0</b>	<b>0</b>	<b>0</b>	<b>0</b>	<b>0</b>	<b>0</b>	<b>0</b>
REVENUE	83,469	1,027,690	170,000	260,000	0	575,000	650,000	650,000	315,000	0	0	0	0
REVENUE - CARLE CLINIC	0	0	0	0	0	175,000	0	0	0	0	0	0	0
REVENUE - TEA 21	0	275,500	0	0	0	0	0	0	0	0	0	0	0
<b>REVENUE/FUNDS AVAILABLE</b>	<b>83,469</b>	<b>1,303,190</b>	<b>444,923</b>	<b>260,000</b>	<b>0</b>	<b>750,000</b>	<b>650,000</b>	<b>650,000</b>	<b>315,000</b>	<b>0</b>	<b>0</b>	<b>0</b>	<b>0</b>
BRICK SIDEWALK RECONSTRUCTION/REPLACEMENT	0	0	160,000	0	0	0	0	0	0	0	0	0	0
GOODWIN AVENUE RECONSTRUCTION-PARK to BESLIN	68,469	673,267	149,923	0	0	0	0	0	0	0	0	0	0
GOODWIN AVENUE RECONSTRUCTION-BESLIN to ELLIS	0	0	0	0	0	0	650,000	0	0	0	0	0	0
GOODWIN AVENUE BIKE PATH	0	355,000	0	0	0	0	0	0	0	0	0	0	0
LINCOLN AVE & CHURCH ST IMPROVEMENT & SIGNAL INSTALLATION	0	0	0	0	0	750,000	0	0	0	0	0	0	0
PARK STREET AREA IMPROVEMENTS	15,000	0	85,000	0	0	0	0	0	0	0	0	0	0
PARK RECONSTRUCTION WRIGHT to GOODWIN	0	0	0	0	0	0	0	650,000	0	0	0	0	0
ROMINE RECONSTRUCTION UNIV to PARK	0	0	0	0	0	0	0	0	315,000	0	0	0	0
UNIVERSITY AVENUE STREETSCAPE	0	0	50,000	260,000	0	0	0	0	0	0	0	0	0
<b>EXPENDITURE SUBTOTAL</b>	<b>83,469</b>	<b>1,028,267</b>	<b>444,923</b>	<b>260,000</b>	<b>0</b>	<b>750,000</b>	<b>650,000</b>	<b>650,000</b>	<b>315,000</b>	<b>0</b>	<b>0</b>	<b>0</b>	<b>0</b>
<b>BALANCE</b>	<b>0</b>	<b>274,923</b>	<b>0</b>	<b>0</b>	<b>0</b>	<b>0</b>	<b>0</b>	<b>0</b>	<b>0</b>	<b>0</b>	<b>0</b>	<b>0</b>	<b>0</b>

**CAPITAL IMPROVEMENT PLAN  
2006-2007 CASH FLOW PROJECTIONS**

<b>TAX INCREMENT FINANCING DISTRICT #</b>													
	<b>2003-04</b>	<b>2004-05</b>	<b>2005-06</b>	<b>2006-07</b>	<b>2007-08</b>	<b>2008-09</b>	<b>2009-10</b>	<b>2010-11</b>	<b>2011-2012</b>	<b>2012-2013</b>	<b>2013-2014</b>	<b>2014-2015</b>	<b>2015-2016</b>
<b>REVENUE/FUNDS AVAILABLE</b>	0	132,450	367,011	0	0	0	1,065,000	0	0	0	900,000	1,000,000	0
AIRPORT ROAD IMPROVEMENT	0	0	0	0	0	0	0	0	0	0	900,000	1,000,000	0
CUNNINGHAM AVENUE BIKE PATH & SIDEWALK	0	0	0	0	0	0	700,000	0	0	0	0	0	0
CUNNINGHAM AVENUE ROW	0	0	70,000	0	0	0	0	0	0	0	0	0	0
OAKLAND AVENUE IMPROVEMENT	0	132,450	17,011	0	0	0	0	0	0	0	0	0	0
O'BRIEN DRIVE EXTENSION	0	0	280,000	0	0	0	365,000	0	0	0	0	0	0
<b>EXPENDITURE SUBTOTAL</b>	<b>0</b>	<b>132,450</b>	<b>367,011</b>	<b>0</b>	<b>0</b>	<b>0</b>	<b>1,065,000</b>	<b>0</b>	<b>0</b>	<b>0</b>	<b>900,000</b>	<b>1,000,000</b>	<b>0</b>
<b>BALANCE</b>	<b>0</b>	<b>0</b>	<b>0</b>	<b>0</b>	<b>0</b>	<b>0</b>	<b>0</b>	<b>0</b>	<b>0</b>	<b>0</b>	<b>0</b>	<b>0</b>	<b>0</b>
<b>COMMUNITY DEVELOPMENT BLOCK GRANT FUNDS (CDBG)</b>													
<b>REVENUE/FUNDS AVAILABLE</b>	<b>0</b>	<b>79,241</b>	<b>245,759</b>	<b>100,000</b>	<b>50,000</b>	<b>75,000</b>	<b>110,000</b>	<b>40,000</b>	<b>75,000</b>	<b>75,000</b>	<b>75,000</b>	<b>75,000</b>	<b>75,000</b>
ASH/HICKORY/SYCAMORE ST IMPROVEMENTS	0	0	0	0	0	0	0	0	0	0	0	0	75,000
BRADLEY AVENUE IMPROVEMENT (INCL BIKE PATH)	0	0	0	0	0	0	0	40,000	75,000	75,000	75,000	75,000	75,000
HARVEY STREET & SIDEWALK IMPROVEMENT	0	0	0	0	50,000	75,000	110,000	0	0	0	0	0	0
SCOTTSWOOD DRAINAGE PAYMENTS	0	0	0	60,000	0	0	0	0	0	0	0	0	0
SUNSET DRIVE IMPROVEMENT	0	79,241	245,759	0	0	0	0	0	0	0	0	0	0
WEBBER STREET AREA STREET LIGHTING	0	0	0	40,000	0	0	0	0	0	0	0	0	0
<b>EXPENDITURE SUBTOTAL</b>	<b>0</b>	<b>79,241</b>	<b>245,759</b>	<b>100,000</b>	<b>50,000</b>	<b>75,000</b>	<b>110,000</b>	<b>40,000</b>	<b>75,000</b>	<b>75,000</b>	<b>75,000</b>	<b>75,000</b>	<b>150,000</b>
<b>BALANCE</b>	<b>0</b>	<b>0</b>	<b>0</b>	<b>0</b>	<b>0</b>	<b>0</b>	<b>0</b>	<b>0</b>	<b>0</b>	<b>0</b>	<b>0</b>	<b>0</b>	<b>0</b>
<b>MOTOR VEHICLE PARKING SYSTEM</b>													
<b>REVENUE/FUNDS AVAILABLE</b>	<b>275,052</b>	<b>158,546</b>	<b>975,819</b>	<b>25,000</b>	<b>500,000</b>	<b>500,000</b>	<b>100,000</b>	<b>100,000</b>	<b>100,000</b>	<b>100,000</b>	<b>100,000</b>	<b>100,000</b>	<b>100,000</b>
CAMPUS STREET LIGHTING	0	0	400,000	25,000	0	0	0	0	0	0	0	0	0
PARKING LOT CONST/RECONSTRUCTION/MAINT	275,052	158,546	575,819	0	500,000	500,000	100,000	100,000	100,000	100,000	100,000	100,000	100,000
<b>EXPENDITURE SUBTOTAL</b>	<b>275,052</b>	<b>158,546</b>	<b>975,819</b>	<b>25,000</b>	<b>500,000</b>	<b>500,000</b>	<b>100,000</b>	<b>100,000</b>	<b>100,000</b>	<b>100,000</b>	<b>100,000</b>	<b>100,000</b>	<b>100,000</b>
<b>BALANCE</b>	<b>0</b>	<b>0</b>	<b>0</b>	<b>0</b>	<b>0</b>	<b>0</b>	<b>0</b>	<b>0</b>	<b>0</b>	<b>0</b>	<b>0</b>	<b>0</b>	<b>0</b>

# 2006 CAPITAL IMPROVEMENT PLAN PROJECT LIST

FISCAL YEAR: 2003 TO 2004 PROJECTS					ELEMENT COST ESTIMATES								REVENUE SOURCES						
PREV. CONST. YR.	STREET	FROM	TO	CONSTR. SEASON	SANITARY SEWER	STREET MAINT-ENANCE	IMPROVEMENT	STORM SEWER	TRAFFIC SIGNAL	CURB / GUTTER	LIGHTING	SIDEWALK OR BIKE PATH	MISCELLANEOUS	TOTAL ESTIMATED COSTS	SEWER BENEFIT TAX	MOTOR FUEL TAX	COMMUNITY DEVELOP.	CAPITAL IMP. AND REPL.	MISC FUNDS
COMP	ART FOUNTAIN	IN THE	PARK	03/04			19,137							19,137					19,137
	BONEYARD & USGS PAYMENTS	BRIDGE	MAINTENANCE					16,200					16,040	32,240				32,240	BOND/DONA
COMP	BROADWAY AREA DIVISION STREET - OAKLAND TO KERR	STORM SEWERS		2002				2,323						2,323				2,323	
	CD ANNUAL EXPENDITURE	HOME PROGRAM											80,297	80,297				80,297	
COMP	CUNNINGHAM & OUTSIDE ENGINEERING	ANTHONY DRIVE		2002			4,964							4,964				4,964	
COMP	DOWNTOWN	STREETSCAPE	PHASE 4	03/04								236,528		236,528					236,528 TIF2
COMP	DOWNTOWN	STREETSCAPE	PHASE 5 & 6	03/04			100,000					490,045		590,045					590,045 TIF 1 & 2
COMP	GEORGE HUFF BOUDREAU-BURLISON-ILLINI CIR-GRANGE DR-HARDING	RACE	MUMFORD	2003			531,890					20,000		551,890		551,890			
	GIS PROFESSIONAL SERVICES												25,381	25,381				25,381	
COMP	GOODWIN RCNST/FY'03'04/TOTAL=\$885,000	UNIVERSITY N OF FAIRVIEW	OUTSIDE ENGINEERING	2004			68,469							68,469					68,469 TIF 3
COMP	GOODWIN AVENUE U OF I LOCAL MATCH	& UNIVERSITY INTERSECTION		2004			190,000							190,000				190,000	190,000 U of I
COMP	LINCOLN STREET EXTENSION - OUTSIDE ENGINEERING	N. OF SOMER	N. END	03/04			265,054							265,054				265,054	135,092 COUNTY
	MISCELLANEOUS ARBOR												19,171	19,171				19,171	
	MISCELLANEOUS PUBLIC FACILITIES												21,761	21,761				21,761	
	MISCELLANEOUS ANNUAL EXPENDITURE	SANITARY SEWER WORK			21,370									21,370	21,370				
	MISCELLANEOUS ANNUAL EXPENDITURE	STORM SEWER WORK					67,683							67,683				67,683	
COMP	NEIGHBORHOOD GLOVER, BIRCH, & IOWA	SIDEWALKS	KINCH,	2003								140,949		140,949				140,949	
COMP	PARK	WRIGHT	GOODWIN	2004						15,000				15,000					15,000 TIF3
COMP	PARKING LOT	REPAIRS & IMPROVEMENTS		03/04									275,052	275,052					275,052 MVPS
COMP	PAVEMENT MAINT	BRICK SIDEWALKS		03/04								256,980		256,980				256,980	
COMP	PAVEMENT MAINT AIRPORT RD. WASHINGTON MICRO-PAVE/PASS SYSTEM	COUNTRY SQUIRE AREA,		2004		74,380								74,380				74,380	
	PUBLIC ANNUAL EXPENDITURE	FACILITIES APPRAISALS, ETC											18,286	18,286				18,286	
	SANITARY ANNUAL EXPENDITURE	SEWER MAINTENANCE			408,697									408,697	408,697				
	SANITARY SEWER REMEDIATION	INFLOW & INFILTRATION			238,732									238,732	238,732				
COMP	SERIES AREAS 3B/4A/5	LIGHTING	REPLACEMENT	2003							503,372			503,372				503,372	

<b>FISCAL YEAR: 2003 TO 2004 PROJECTS</b>				<b>ELEMENT COST ESTIMATES</b>									<b>REVENUE SOURCES</b>						
<b>PREV. CONST. YR.</b>	<b>STREET</b>	<b>FROM</b>	<b>TO</b>	<b>CONSTR. SEASON</b>	<b>SANITARY SEWER</b>	<b>STREET MAINT-ENANCE</b>	<b>IMPROVEMENT</b>	<b>STORM SEWER</b>	<b>TRAFFIC SIGNAL</b>	<b>CURB / GUTTER</b>	<b>LIGHTING</b>	<b>SIDEWALK OR BIKE PATH</b>	<b>MISCELLANEOUS</b>	<b>TOTAL ESTIMATED COSTS</b>	<b>SEWER BENEFIT TAX</b>	<b>MOTOR FUEL TAX</b>	<b>COMMUNITY DEVELOP.</b>	<b>CAPITAL IMP. AND REPL.</b>	<b>MISC FUNDS</b>
	TREE PLANTING, ANNUAL EXPENDITURE	PRUNING, ETC											46,185	46,185				46,185	
COMP	VINE & S OF WASHINGTON	UNIVERSITY ILLINOIS RESURFACING		2004		328,197								328,197		328,197			
COMP	VINE & RECONSTRUCTION	WASHINGTON		2003			533,409							533,409		533,409			
COMP	VINE STREET	RETAINING WALL		2003			89,202							89,202				89,202	89,202 1CC
COMP	WRIGHT & OUTSIDE ENGINEERING	GREEN; & SPRINGFIELD		02/03		15,923								15,923				15,923	
<b>SUBTOTALS:</b>					<b>\$668,799</b>	<b>\$418,500</b>	<b>\$1,802,125</b>	<b>\$86,206</b>		<b>\$15,000</b>	<b>\$503,372</b>	<b>\$1,144,502</b>	<b>\$502,173</b>	<b>\$5,140,677</b>	<b>\$668,799</b>	<b>\$1,413,496</b>		<b>\$1,854,151</b>	

FISCAL YEAR: 2004 TO 2005 PROJECTS					ELEMENT COST ESTIMATES								REVENUE SOURCES						
PREV. CONST. YR.	STREET	FROM	TO	CONSTR. SEASON	SANITARY SEWER	STREET MAINTENANCE	IMPROVEMENT	STORM SEWER	TRAFFIC SIGNAL	CURB / GUTTER	LIGHTING	SIDEWALK OR BIKE PATH	MISCELLANEOUS	TOTAL ESTIMATED COSTS	SEWER BENEFIT TAX	MOTOR FUEL TAX	COMMUNITY DEVELOP.	CAPITAL IMP. AND REPL.	MISC FUNDS
	BONEYARD & USGS PAYMENTS	BRIDGE	MAINTENANCE					19,769					16,685	36,454				36,454	
COMP	BROADWAY AVENUE	BUS	STOP	2004								28,000		28,000				28,000	28,000
COMP	CAMPUS AREA OUTSIDE ENGINEERING/CATS II	TRANSPORTATION PLAN					13,150							13,150				13,150	MTD/CTY/TF
	CD ANNUAL EXPENDITURE	HOME PROGRAM											63,335	63,335				63,335	
05/06	COLORADO	PHILO	STONE CREEK	2006			1,900							1,900				1,900	1,900
COMP	COTTAGE GROVE	MAIN	S OF OREGON	2004		300.000								300,000		300,000			FD FUND
COMP	COUNTRY CLUB RD BOMAG & RESURFACE	& HIGH CROSS RD		2004		97.713								97,713		97,713			
05/06	DOWNTOWN	STREETSCAPE	PHASE 7	2005			1,605							1,605					1,605
COMP	ELM STREET	BROADWAY	VINE	2004		50,000								50,000		50,000			TIF 1 & 2
COMP	FLORIDA AVENUE	GREENRIDGE	ABERCORN	03/04			39,321							39,321				39,321	
	GIS PROFESSIONAL SERVICES												26,472	26,472				26,472	
COMP	GOODWIN RCNST/FY'03'04/TOTAL=\$885,000 OUTSIDE ENGINEERING	UNIVERSITY	N OF FAIRVIEW	2004			673,267							673,267					673,267
COMP	KINCH & FLORIDA			01/04			8,511							8,511				8,511	TIF3/ST
COMP	LINCOLN STREET EXTENSION - OUTSIDE ENGINEERING	N. OF SOMER	N. END	03/04			72,944							72,944				72,944	
COMP	LINCOLN & FINAL PAYMENT TO STATE	ILLINOIS		2001		25,000			174,732		25,000			224,732		224,732			1,179,979
	MISCELLANEOUS ARBOR												3,804	3,804				3,804	U of I
	MISCELLANEOUS ANNUAL EXPENDITURE	SANITARY SEWER WORK			19,681									19,681	19,681				
	MISCELLANEOUS ANNUAL EXPENDITURE	SIGNAL WORK							42,306					42,306				42,306	
	MISCELLANEOUS ANNUAL EXPENDITURE	STORM SEWER WORK						117,751						117,751				117,751	
COMP	NEIGHBORHOOD GLOVER, BIRCH, & IOWA	SIDEWALKS	KINCH,	2003								6,051		6,051				6,051	
COMP	NORTH ENTRYWAY	LANDSCAPING		04/05									40,000	40,000				40,000	40,000
COMP	OAKLAND AVENUE	CUNNINGHAM	EAST END	2004			132,450							132,450					132,450
COMP	OAKLAND AVENUE	CUNNINGHAM	EAST END	2004			17,011							17,011					17,011
COMP	PARKING LOT LOT 25	REPAIRS & IMPROVEMENTS		2005									406	406					406
COMP	PARKING LOT	REPAIRS & IMPROVEMENTS		2005									158,546	158,546					158,546
	PAVEMENT MAINT	BRICK	SIDEWALKS	04/05		67,391								67,391				67,391	MVPS
COM	PAVEMENT MAINT	BRICK	SIDEWALKS	04/05								342		342				342	



<b>FISCAL YEAR: 2004 TO 2005 PROJECTS</b>				<b>ELEMENT COST ESTIMATES</b>									<b>REVENUE SOURCES</b>						
<b>PREV. CONST. YR.</b>	<b>STREET</b>	<b>FROM</b>	<b>TO</b>	<b>CONSTR. SEASON</b>	<b>SANITARY SEWER</b>	<b>STREET MAINT-ENANCE</b>	<b>IMPROVEMENT</b>	<b>STORM SEWER</b>	<b>TRAFFIC SIGNAL</b>	<b>CURB / GUTTER</b>	<b>LIGHTING</b>	<b>SIDEWALK OR BIKE PATH</b>	<b>MISCELLANEOUS</b>	<b>TOTAL ESTIMATED COSTS</b>	<b>SEWER BENEFIT TAX</b>	<b>MOTOR FUEL TAX</b>	<b>COMMUNITY DEVELOP.</b>	<b>CAPITAL IMP. AND REPL.</b>	<b>MISC FUNDS</b>
	PUBLIC FACILITIES		APPRAISALS, ETC										32,805	32,805				32,805	
	ANNUAL EXPENDITURE																		
	SANITARY SEWER		MAINTENANCE		427,097									427,097	427,097				
	ANNUAL EXPENDITURE																		
	SANITARY SEWER	INFLOW &	INFILTRATION		106,939									106,939	106,939				
	REMEDATION																		
06/07	SERIES	LIGHTING	REPLACEMENT	2007							27,106			27,106				27,106	
	AREA 4B																		
06/07	SERIES	LIGHTING	REPLACEMENT	2008							9,460			9,460				9,460	9,460
	CAMPUS AREA																		MVPS/Uofl
COMP	STREET MAINT	VARIOUS	LOCATIONS	2005		5,410								5,410		5,410			
COMP	SUNSET	COLER	LINCOLN	2005			79,241							79,241			79,241		
COMP	TRAFFIC SIGNAL	LENSE	RETROFITTING	04/05					75,200					75,200				75,200	37,600
	TREE PLANTING, ANNUAL EXPENDITURE	PRUNING, ETC											57,394	57,394				57,394	12,000
	UNIVERSITY & GOODWIN			2004					415,000					415,000					415,000
	TURN LANES & SIGNAL UPGRADE - OUTSIDE PROJECT																		STTE/U of I
COMP	UNIVERSITY AVE	GUARDIAN	HIGH CROSS	02/03								13,220		13,220		13,220			
COMP	VINE & S of WASHINGTON TO FLORIDA	UNIVERSITY	RESURFACING	2004		406,000								406,000		406,000			
08/09	WINDSOR ROAD	PHILO ROAD	HIGH CROSS	09/10			113,278							113,278		113,278			68,637
	TOTAL =	\$9,323,000																	FED/CNTY
<b>SUBTOTALS:</b>					<b>\$553,717</b>	<b>\$951,514</b>	<b>\$1,152,678</b>	<b>\$137,520</b>	<b>\$707,238</b>		<b>\$61,566</b>	<b>\$47,613</b>	<b>\$399,447</b>	<b>\$4,011,293</b>	<b>\$553,717</b>	<b>\$1,210,353</b>	<b>\$79,241</b>	<b>\$769,697</b>	

FISCAL YEAR: 2005 TO 2006 PROJECTS					ELEMENT COST ESTIMATES								REVENUE SOURCES						
PREV. CONST. YR.	STREET	FROM	TO	CONSTR. SEASON	SANITARY SEWER	STREET MAINT-ENANCE	IMPROVEMENT	STORM SEWER	TRAFFIC SIGNAL	CURB / GUTTER	LIGHTING	SIDEWALK OR BIKE PATH	MISCELLANEOUS	TOTAL ESTIMATED COSTS	SEWER BENEFIT TAX	MOTOR FUEL TAX	COMMUNITY DEVELOP.	CAPITAL IMP. AND REPL.	MISC FUNDS
2006	ANDERSON	PENNSYLVANIA	FAIRLAWN	2007		80,000								80,000		80,000			
	BONEYARD & USGS PAYMENTS	BRIDGE	MAINTENANCE					71,096					24,355	95,451				95,451	
05/06	BRADLEY & STORM SEWERS	COLER	AREA	2007				140,000						140,000				140,000	
	CD ANNUAL EXPENDITURE	HOME	PROGRAM										104,270	104,270				104,270	
04/05	COLORADO	PHILO	STONE CREEK	2006			380,000							380,000		180,000		200,000	200,000 FD FUND
2006	COTTAGE GROVE	PENNSYLVANIA	FAIRLAWN	2007		80,000								80,000		80,000			
NEW	CUNNINGHAM AVE	ROW	ACQUISITION				70,000							70,000					70,000 TIF 4
08/13	DOWNTOWN PRELIMINARY ENGINEERING RACE/BONEYARD/BRDWY	STREETSCAPE		08/13			50,000	50,000				50,000		150,000					150,000 TIF 1 & 2
COMP	DOWNTOWN RACE STREET - STRATFORD	STREETSCAPE	STREETSCAPE	2005								75,000		75,000					75,000 TIF 1
05/06	DOWNTOWN	STREETSCAPE	PHASE 7	2007			296,772							296,772					296,772 TIF 1 & 2
05/06	DOWNTOWN	STREETSCAPE	PHASE 8	2006								100,000		100,000					100,000 TIF 2
2005	FLORIDA CONCRETE PAVEMENT PATCHING	VINE	E OF PHILO	2006		350,000								350,000		350,000			
2007P	FLORIDA AVENUE	GREENRIDGE	ABERCORN	2007	6,055		21,140							27,195	6,055			21,140	
COMP	GEORGE HUFF BOUDREAU-BURLISON-ILLINI CIR-GRANGE DR-HARDING	RACE	MUMFORD	2003			32,000							32,000		32,000			
	GIS PROFESSIONAL & RPC GREENWAYS & TRAILS	SERVICES										3,660	81,325	84,985				84,985	
COMP	GOODWIN BIKE PATH - OUTSIDE ENGINEERING	SPRINGFIELD	EADS	04/05								385,000		385,000				30,000	355,000 FED/TIF
COMP	GOODWIN RCNST/FY'03'04/TOTAL=\$885,000 OUTSIDE ENGINEERING	UNIVERSITY	N OF FAIRVIEW	2004			149,923							149,923					149,923 TIF 3
2006	GREEN	VINE	GLOVER	2006	10,000									10,000	10,000				
2005	LIERMAN FRST CTYPYBK/TOTAL CITY \$=\$900,000	WASHINGTON	MAIN	05/06			300,000							300,000		300,000			
05/06	LINCOLN SGNLS@NEV & @PENN:RESURF & ST LT & GREEN RSRF	DELAWARE -CAL	&GRN TO WSTRN	2006		600,000			400,000		200,000	50,000		1,250,000		1,250,000			375,000 U of I/STATE
	MISCELLANEOUS ARBOR INCLUDES PHILO ROAD LANDSCAPING @ \$20,000												36,244	36,244				36,244	
	MISCELLANEOUS WUNA & HEUNA SIGNS	PUBLIC	FACILITIES										13,195	13,195				13,195	12,250 PRIVATE
	MISCELLANEOUS ANNUAL EXPENDITURE	SANITARY	SEWER WORK		23,429									23,429	23,429				
	MISCELLANEOUS ANNUAL EXPENDITURE	SIGNAL	WORK					40,000						40,000				40,000	
	MISCELLANEOUS ANNUAL EXPENDITURE	STORM	SEWER WORK					56,559						56,559				56,559	
	NORTH ENTRYWAY	LANDSCAPING		2006									5,000	5,000				5,000	5,000 STATE
COMP	O'BRIEN DRIVE OUTSIDE ENGINEERING	WEST END	WEST	COMP			280,000							280,000					280,000 TIF4

FISCAL YEAR: 2005 TO 2006 PROJECTS					ELEMENT COST ESTIMATES								REVENUE SOURCES						
PREV. CONST. YR.	STREET	FROM	TO	CONSTR. SEASON	SANITARY SEWER	STREET MAINTENANCE	IMPROVEMENT	STORM SEWER	TRAFFIC SIGNAL	CURB / GUTTER	LIGHTING	SIDEWALK OR BIKE PATH	MISCELLANEOUS	TOTAL ESTIMATED COSTS	SEWER BENEFIT TAX	MOTOR FUEL TAX	COMMUNITY DEVELOP.	CAPITAL IMP. AND REPL.	MISC FUNDS
2005	PARK	WRIGHT	GOODWIN	06/07		35,000				50,000				85,000					85,000 TIF3
COMP	PARKING LOT LOT 25 @ \$146,608	REPAIRS & MAINTENANCE	IMPROVEMENTS	05/07									722,427	722,427					722,427 MVPS/TF
	PAVEMENT	MAINTENANCE				236,451						206,000		442,451				442,451	
	PAVEMENT MAINT	BRICK	SIDEWALKS									459,658		459,658				299,658	160,000 TIF3
2006	PHILO	COLORADO	N OF WINDSOR	2006			1,450,000							1,450,000		1,450,000			694,000 FAU
	PUBLIC ANNUAL EXPENDITURE	FACILITIES	APPRAISALS, ETC										88,851	88,851				88,851	
2006	RACE	FLORIDA	WINDSOR	2006		265,000								265,000		265,000			
COMP	RACE & NEVADA @ McCULLOUGH	S OF MONTCLAIR	FLORIDA	2006				210,000						210,000				210,000	
	SANITARY ANNUAL EXPENDITURE	SEWER	MAINTENANCE		446,330									446,330	446,330				
	SANITARY SEWER REMEDIATION	INFLOW &	INFILTRATION		693,311									693,311	693,311				
	SANITARY SEWER	INTERCEPTOR	SET ASIDE		200,000									200,000	200,000				
NEW	SAVANNAH GREEN	STREET	LIGHTING	2006							40,100			40,100				40,100	40,100 PRIVATE
06/07	SERIES CAMPUS AREA	LIGHTING	REPLACEMENT	2008							790,540			790,540				790,540	790,540 MVPS/UofI
06/07	SERIES AREA 4B	LIGHTING	REPLACEMENT	2007							422,894			422,894				422,894	
	SEWER ANNUAL EXPENDITURE	DATA	BASE		36,196									36,196	36,196				
2005	STONE CREEK	BIKE	PATH	05/06								252,000		252,000				252,000	125,000 STATE
COMP	STREET MAINT SEAL COATING @ \$59,911	VARIOUS	LOCATIONS	2005		83,911								83,911		24,000		59,911	
COMP	SUNSET	COLER	LINCOLN	2005			215,759	20,000				10,000		245,759			245,759		
COMP	TRAFFIC SIGNAL	LENSE	RETROFITTING	04/05					30,800					30,800				30,800	17,875 STATE
	TREE PLANTING, ANNUAL EXPENDITURE	PRUNING, ETC											56,953	56,953				56,953	
	UNIVERSITY AVE STREETScape	WRIGHT	HARVEY	2008								50,000		50,000					50,000 TIF 3
2006	WASHINGTON & TEMPORARY TRAFFIC SIGNAL	HIGH CROSS		06/07					50,000					50,000		50,000			
2006	WATER CONCRETE PAVEMENT PATCHING	BROADWAY	VINE	2006		75,000								75,000		75,000			
NEW	WINDSOR	PHILO ROAD	W OF RACE	2006		30,000								30,000		30,000			
08/09	WINDSOR ROAD TOTAL = \$9,323,000	PHILO ROAD	HIGH CROSS	09/10			191,722							191,722		116,722		75,000	81,363 FED/CNTY
<b>SUBTOTALS:</b>					<b>\$1,415,321</b>	<b>\$1,835,362</b>	<b>\$3,437,316</b>	<b>\$547,655</b>	<b>\$520,800</b>	<b>\$50,000</b>	<b>\$1,453,534</b>	<b>\$1,641,318</b>	<b>\$1,132,620</b>	<b>\$12,033,926</b>	<b>\$1,415,321</b>	<b>\$4,282,722</b>	<b>\$245,759</b>	<b>\$3,596,002</b>	

FISCAL YEAR: 2006 TO 2007 PROJECTS					ELEMENT COST ESTIMATES								REVENUE SOURCES						
PREV. CONST. YR.	STREET	FROM	TO	CONSTR. SEASON	SANITARY SEWER	STREET MAINTENANCE	IMPROVEMENT	STORM SEWER	TRAFFIC SIGNAL	CURB / GUTTER	LIGHTING	SIDEWALK OR BIKE PATH	MISCELLANEOUS	TOTAL ESTIMATED COSTS	SEWER BENEFIT TAX	MOTOR FUEL TAX	COMMUNITY DEVELOP.	CAPITAL IMP. AND REPL.	MISC FUNDS
	BONEYARD & USGS PAYMENTS	BRIDGE	MAINTENANCE					25,000					36,000	61,000				61,000	
05/06	BRADLEY & STORM SEWERS	COLER	AREA	2007				35,000						35,000				35,000	
NEW	BROADWAY	WATER	UNIVERSITY	2006				55,000						55,000					55,000 TIF 2
NEW	CAMPUS AREA OUTSIDE ENGINEERING/CATS III	TRANSPORTATION PLAN		06/07			15,000							15,000				15,000	
	CD ANNUAL EXPENDITURE	HOME PROGRAM											73,000	73,000				73,000	
2007	COLER AVENUE RESURFACING COORDINATED WITH CARLE	UNIVERSITY PARK		2007			40,000							40,000		40,000			40,000 CARLE
2007	COLLEGE COURT INCLUDES U OF I SECTION	MARYLAND VIRGINIA		2007		40,000								40,000		40,000			20,000 U OF I
2007	COUNTRY CLUB RD CONCRETE PAVEMENT PATCHING	SALINE DITCH	BROADWAY	2007		50,000								50,000		50,000			
2007	COUNTRY SQUIRE CONCRETE PAVEMENT PATCHING	KINCH	GREENRIDGE DR	2007		110,000								110,000		110,000			
NEW	CRYSTAL LAKE DR	CUNNINGHAM	BROADWAY	2007	100,000									100,000	100,000				
2006	CUNNINGHAM AVE TRAFFIC SIGNAL INSTALLATION	@ CRYSTL LKE DR		2007					300,000					300,000					300,000 TIF 2/STATE
NEW	DOWNTOWN	STREETSCAPE	PHASE 8	2007								100,000		100,000					100,000 TIF 1
NEW	DOWNTOWN	STREETSCAPE	UNIVERSITY	2007								250,000		250,000					250,000 TIF 2
	ED FUND REPAYMENTS	FLORIDA;	COLORADO		5,000		15,000							20,000	5,000			15,000	
NEW	FAIRVIEW	LINCOLN	BUSEY	2007	50,000	50,000								100,000	50,000	50,000			
2007	FLORIDA AVENUE & SIGNAL INSTALLATION; TOTAL=\$1,850,000 W/O ROW AQ	HIGH CROSS	WEST 1/2 MILE	2007			750,000		450,000					1,200,000				1,200,000	625,000 PRIVATE
	GIS PROFESSIONAL SERVICES & RPC GREENWAYS & TRAILS											5,000	30,000	35,000				35,000	
2007	GOLDFVIEW	C.C. ROAD	S. OF G.H. BAKER	2007		70,000								70,000		70,000			
NEW	HOLMES CONCRETE PAVEMENT PATCHING	GRANGE	GRANGE	2007		60,000								60,000				60,000	
2006	ILLINOIS	GOODWIN	GREGORY	2007		60,000								60,000		60,000			30,000 U OF I
2007	KINCH CONCRETE PAVEMENT PATCHING	WASHINGTON	COUNTRY SQUIRE	2007		30,000								30,000		30,000			
2005	LIERMAN SECOND COUNTY PAYBACK INSTALLMENT	WASHINGTON	MAIN	05/06			225,000							225,000		225,000			
NEW	LINCOLN & TRAFFIC SIGNAL UPGRADE	UNIVERSITY		2007					210,000					210,000		30,000			180,000 STATE
2007	MARYLAND	N OF COLLEGE CT	FLORIDA	2007		40,000								40,000		40,000			20,000 U OF I
NEW	McCULLOUGH CONCRETE PAVEMENT	& STOUGHTON		2007		100,000								100,000		100,000			
	MISCELLANEOUS	ARBOR											5,000	5,000				5,000	
NEW	MISCELLANEOUS ANNUAL EXPENDITURE	LANDSCAPING & ART											5,000	5,000				5,000	

FISCAL YEAR: 2006 TO 2007 PROJECTS					ELEMENT COST ESTIMATES								REVENUE SOURCES						
PREV. CONST. YR.	STREET	FROM	TO	CONSTR. SEASON	SANITARY SEWER	STREET MAINT-ENANCE	IMPROVEMENT	STORM SEWER	TRAFFIC SIGNAL	CURB / GUTTER	LIGHTING	SIDEWALK OR BIKE PATH	MISCELLANEOUS	TOTAL ESTIMATED COSTS	SEWER BENEFIT TAX	MOTOR FUEL TAX	COMMUNITY DEVELOP.	CAPITAL IMP. AND REPL.	MISC FUNDS
	MISCELLANEOUS	SANITARY	SEWER WORK		10,000									10,000	10,000				
	MISCELLANEOUS	SIGNAL	WORK						35,000					35,000				35,000	
	MISCELLANEOUS	STORM	SEWER WORK					150,000						150,000				150,000	
NEW	MUMFORD	ANDERSON	PHILO	2007		110,000								110,000		110,000			
	NORTH ENTRYWAY	LANDSCAPING		2007									5,000	5,000				5,000	5,000 STATE
2007	ORCHARD	FAIRVIEW	CHURCH	2007		190,000								190,000				190,000	40,000 CARLF
NEW	OREGON	LINCOLN	MATHEWS	2007		60,000								60,000		60,000			30,000 U of I
	PAVEMENT	MAINTENANCE				380,000						75,000		455,000				455,000	
	PUBLIC	FACILITIES	APPRAISALS, ETC										37,500	37,500				37,500	
NEW	RACE	FLORIDA	WINDSOR	2007								30,000		30,000				30,000	
	SANITARY	SEWER	MAINTENANCE		466,500									466,500	466,500				
	SANITARY SEWER	INFLOW &	INFILTRATION		225,000									225,000	225,000				
	SANITARY SEWER	INTERCEPTOR	SET ASIDE		125,000									125,000	125,000				
NEW	SCOTTSWOOD	DRAINAGE	REIMBURSEMENT	2006				90,500						90,500			60,000	30,500	30,500 PRIVATE
06/07	SERIES	LIGHTING	REPLACEMENT	2008							50,000			50,000				50,000	50,000 MVPS/UofI
	TREE PLANTING,	PRUNING,	ETC										53,000	53,000				53,000	
	UNIVERSITY AVE	WRIGHT	CUNNINGHAM	07/08								510,000		510,000					510,000 TIF 2&3
NEW	WEBBER	AREA		2007							40,000			40,000			40,000		
NW/09	WINDSOR	PHILO ROAD	WRIGHT(ext)	2007		1,000,000								1,000,000		1,000,000			
08/09	WINDSOR ROAD	PHILO ROAD	HIGH CROSS	09/10			150,000							150,000				150,000	93,750 CNTY
			TOTAL =\$9,323,000																
			<b>SUBTOTALS:</b>		<b>\$981,500</b>	<b>\$2,350,000</b>	<b>\$1,195,000</b>	<b>\$355,500</b>	<b>\$995,000</b>		<b>\$90,000</b>	<b>\$970,000</b>	<b>\$244,500</b>	<b>\$7,181,500</b>	<b>\$981,500</b>	<b>\$2,015,000</b>	<b>\$100,000</b>	<b>\$2,690,000</b>	

FISCAL YEAR: 2007 TO 2008 PROJECTS				ELEMENT COST ESTIMATES									REVENUE SOURCES						
PREV. CONST. YR.	STREET	FROM	TO	CONSTR. SEASON	SANITARY SEWER	STREET MAINTENANCE	IMPROVEMENT	STORM SEWER	TRAFFIC SIGNAL	CURB / GUTTER	LIGHTING	SIDEWALK OR BIKE PATH	MISCELLANEOUS	TOTAL ESTIMATED COSTS	SEWER BENEFIT TAX	MOTOR FUEL TAX	COMMUNITY DEVELOP.	CAPITAL IMP. AND REPL.	MISC FUNDS
	BONEYARD & USGS PAYMENTS	BRIDGE	MAINTENANCE					13,000					42,000	55,000				55,000	
	CD ANNUAL EXPENDITURE	HOME	PROGRAM										73,000	73,000				73,000	
11/12	DOWNTOWN	STREETSCAPE	BONEYARD	2008				1,000,000						1,000,000					1,000,000 TIF 2
	ED FUND REPAYMENTS	FLORIDA;	COLORADO		5,000		15,000							20,000	5,000			15,000	
2007W	FLORIDA AVENUE LINCOLN TO BROADWAY	& BROADWAY	BIKE PATHS	2008								315,000		315,000				315,000	225,000 UI/STATE
2007	FLORIDA AVENUE & SIGNAL INSTALLATION; TOTAL=\$1,850,000 W/O ROW AQ	HIGH CROSS	WEST 1/2 MILE	2007			650,000							650,000				650,000	625,000 PRIVATE
	GIS PROFESSIONAL SERVICES & RPC GREENWAYS & TRAILS											5,000	30,000	35,000				35,000	
2007	GOODWIN & UNIV TO PARK	GREEN	CLARK	2008		450,000								450,000		450,000			200,000 U OF I
2006	GREEN RESURFACING & NEW CURB & GUTTER	VINE	GLOVER	2008		290,000				210,000		100,000		600,000		600,000			
2005	LIERMAN THIRD & FINAL COUNTY PAYBACK INSTALLMENT	WASHINGTON	MAIN	05/06			225,000							225,000		225,000			
NEW	McHENRY	E OF VINE	E OF VINE	2008		60,000								60,000		60,000			
NEW	MISCELLANEOUS ANNUAL EXPENDITURE	LANDSCAPING	& ART										5,000	5,000				5,000	
	MISCELLANEOUS ANNUAL EXPENDITURE	SANITARY	SEWER WORK		10,000									10,000	10,000				
	MISCELLANEOUS ANNUAL EXPENDITURE	SIGNAL	WORK						35,000					35,000				35,000	
	MISCELLANEOUS ANNUAL EXPENDITURE	STORM	SEWER WORK					125,000						125,000				125,000	
2008	NORTH SHORE DR	ANTHONY	NORTH END	2008	200,000									200,000	200,000				20,000 PRVTE
	PARKING LOT	REPAIRS &	IMPROVEMENTS	2008									500,000	500,000					500,000 MVPS
	PAVEMENT SEAL COATING @ \$100,000; BRICK SIDEWALKS @ \$75,000	MAINTENANCE				225,000						75,000		300,000				300,000	75,000 LM PRES CI
	PUBLIC ANNUAL EXPENDITURE	FACILITIES	APPRAISALS, ETC										37,500	37,500				37,500	
2008	RACE	WASHINGTON	INDIANA	2008		115,000				75,000				190,000		190,000			
	SANITARY ANNUAL EXPENDITURE	SEWER	MAINTENANCE		466,500									466,500	466,500				
	SANITARY SEWER REMEDIATION	INFLOW &	INFILTRATION		225,000									225,000	225,000				
	SANITARY SEWER	INTERCEPTOR	SET ASIDE		125,000									125,000	125,000				
	TREE PLANTING, ANNUAL EXPENDITURE	PRUNING,	ETC										46,000	46,000				46,000	
08/09	WINDSOR ROAD TOTAL =\$9,323,000	PHILO ROAD	HIGH CROSS	09/10			310,000							310,000		160,000		150,000	93,750 CNTY
<b>SUBTOTALS:</b>					<b>\$1,031,500</b>	<b>\$1,140,000</b>	<b>\$1,200,000</b>	<b>\$1,138,000</b>	<b>\$35,000</b>	<b>\$285,000</b>		<b>\$495,000</b>	<b>\$733,500</b>	<b>\$6,058,000</b>	<b>\$1,031,500</b>	<b>\$1,685,000</b>		<b>\$1,841,500</b>	

FISCAL YEAR: 2008 TO 2009 PROJECTS					ELEMENT COST ESTIMATES								REVENUE SOURCES						
PREV. CONST. YR.	STREET	FROM	TO	CONSTR. SEASON	SANITARY SEWER	STREET MAINTENANCE	IMPROVEMENT	STORM SEWER	TRAFFIC SIGNAL	CURB / GUTTER	LIGHTING	SIDEWALK OR BIKE PATH	MISCELLANEOUS	TOTAL ESTIMATED COSTS	SEWER BENEFIT TAX	MOTOR FUEL TAX	COMMUNITY DEVELOP.	CAPITAL IMP. AND REPL.	MISC FUNDS
	BONEYARD & USGS PAYMENTS	BRIDGE	MAINTENANCE					13,000					18,000	31,000				31,000	
	CD ANNUAL EXPENDITURE	HOME	PROGRAM										73,000	73,000				73,000	
2011	DOWNTOWN	STREETSCAPE	BONEYARD	2009				1,000,000						1,000,000					1,000,000 TIF2
2010	DOWNTOWN	STREETSCAPE	RR BIKE PATH	2009				260,000						260,000					260,000 TIF 2
	ED FUND REPAYMENTS	FLORIDA;	COLORADO		5,000		15,000							20,000	5,000			15,000	
	GIS PROFESSIONAL & RPC GREENWAYS & TRAILS	SERVICES										5,000	30,000	35,000				35,000	
2010	GREEN	WRIGHT	GREGORY	2009		470,000								470,000		470,000			235,000 U OF I
2007	HARVEY	CHURCH	FAIRVIEW	2009			210,000					25,000		235,000			235,000		
2009	HIGH CROSS ROAD UNIV TO FLO & N OF STONE CREEK TO WINDSOR RD	BIKE	PATH	2009								720,000		720,000				720,000	639,000 FFD/ST
2009	LINCOLN WIDEN; SIGNAL @ CHURCH	HILL	UNIVERSITY	2009			450,000		300,000					750,000					750,000 TIF3/CARLE
2008	LINCOLN	KENYON	I-74	2009		160,000								160,000		160,000			
NEW	MISCELLANEOUS ANNUAL EXPENDITURE	LANDSCAPING	& ART										5,000	5,000				5,000	
	MISCELLANEOUS ANNUAL EXPENDITURE	SANITARY	SEWER WORK		10,000									10,000	10,000				
	MISCELLANEOUS ANNUAL EXPENDITURE	SIGNAL	WORK						15,000					15,000				15,000	
	MISCELLANEOUS ANNUAL EXPENDITURE	STORM	SEWER WORK					125,000						125,000				125,000	
	PARKING LOT	REPAIRS &	IMPROVEMENTS	2009									500,000	500,000					500,000 MVPS
	PAVEMENT SEAL COATING @ \$100,000; BRICK SIDEWALKS @ \$75,000	MAINTENANCE				225,000						75,000		300,000				300,000	
	PUBLIC ANNUAL EXPENDITURE	FACILITIES	APPRAISALS, ETC										37,500	37,500				37,500	
	SANITARY ANNUAL EXPENDITURE	SEWER	MAINTENANCE		466,500									466,500	466,500				
	SANITARY SEWER REMEDIATION	INFLOW &	INFILTRATION		225,000									225,000	225,000				
	SANITARY SEWER	INTERCEPTOR	SET ASIDE		125,000									125,000	125,000				
2007	SPRINGFIELD & TRAFFIC SIGNAL AND INTERSECTION IMPROVEMENTS	GOODWIN		2009					300,000					300,000		300,000			195,000 UI/STATE
2007	SPRINGFIELD AVE	WRIGHT	GREGORY	2009		230,000								230,000		230,000			115,000 U of I
	TREE PLANTING, ANNUAL EXPENDITURE	PRUNING,	ETC										46,000	46,000				46,000	
08/09	WINDSOR ROAD TOTAL = \$9,323,000	PHILO ROAD	HIGH CROSS	09/10			625,000							625,000		415,000		210,000	105,000 CNTY
<b>SUBTOTALS:</b>					<b>\$831,500</b>	<b>\$1,085,000</b>	<b>\$1,300,000</b>	<b>\$1,398,000</b>	<b>\$615,000</b>			<b>\$825,000</b>	<b>\$709,500</b>	<b>\$6,764,000</b>	<b>\$831,500</b>	<b>\$1,575,000</b>	<b>\$235,000</b>	<b>\$1,612,500</b>	

FISCAL YEAR: 2009 TO 2010 PROJECTS				ELEMENT COST ESTIMATES									REVENUE SOURCES						
PREV. CONST. YR.	STREET	FROM	TO	CONSTR. SEASON	SANITARY SEWER	STREET MAINT-ENANCE	IMPROVEMENT	STORM SEWER	TRAFFIC SIGNAL	CURB / GUTTER	LIGHTING	SIDEWALK OR BIKE PATH	MISCELLANEOUS	TOTAL ESTIMATED COSTS	SEWER BENEFIT TAX	MOTOR FUEL TAX	COMMUNITY DEVELOP.	CAPITAL IMP. AND REPL.	MISC FUNDS
	BONEYARD & CD	BRIDGE HOME ANNUAL EXPENDITURE	MAINTENANCE PROGRAM					13,000					18,000	31,000				31,000	
													73,000	73,000				73,000	
2010	CUNNINGHAM AVE	COUNTRY C RD BIKE PATH & SIDEWALK	N CITY LIMITS	2010								700,000		700,000					700,000 TIF4
	ED FUND	FLORIDA; REPAYMENTS	COLORADO		5,000		15,000							20,000	5,000			15,000	
	GIS PROFESSIONAL	SERVICES & RPC GREENWAYS & TRAILS										5,000	30,000	35,000				35,000	
2010	GOODWIN	BESLIN	EADS	2010			650,000							650,000					650,000 TIF 3
09/10	MAIN	VINE GROVE COT GROVE-W/LIERMAN-E/LIERMAN-E/DODSON		2010		400,000								400,000		400,000			
NEW	MISCELLANEOUS	LANDSCAPING & ART ANNUAL EXPENDITURE											5,000	5,000				5,000	
	MISCELLANEOUS	SANITARY SEWER WORK ANNUAL EXPENDITURE			10,000									10,000	10,000				
	MISCELLANEOUS	SIGNAL WORK ANNUAL EXPENDITURE							15,000					15,000				15,000	
	MISCELLANEOUS	STORM SEWER WORK ANNUAL EXPENDITURE						125,000						125,000				125,000	
2010	O'BRIEN DRIVE	WEST END WEST OUTSIDE ENGINEERING		2010			365,000							365,000					365,000 TIF4
NEW	PARKING LOT	REPAIRS & IMPROVEMENTS		2010									100,000	100,000					100,000 MVPS
	PAVEMENT	MAINTENANCE SEAL COATING @ \$100,000; BRICK SIDEWALKS @ \$175.00				225,000							175,000	400,000				400,000	75,000 LM PRES CI
	PUBLIC	FACILITIES APPRAISALS, ETC ANNUAL EXPENDITURE											37,500	37,500				37,500	
2009	RACE	MAIN UNIVERSITY RCNST/NEW BRIDGE/R R CROSSING/OUTSIDE ENGINEER		2010			500,000	250,000	250,000					1,000,000					1,000,000 TIF 2
	SAINT JOE	DRAINAGE DISTRICT IMPACT PAYMENT						20,000						20,000				20,000	
	SANITARY	SEWER MAINTENANCE ANNUAL EXPENDITURE			466,500									466,500	466,500				
	SANITARY SEWER	INFLOW & INFILTRATION REMEDIATION			225,000									225,000	225,000				
	SANITARY SEWER	INTERCEPTOR SET ASIDE			125,000									125,000	125,000				
	TREE PLANTING,	PRUNING, ETC ANNUAL EXPENDITURE											46,000	46,000				46,000	
08/09	WINDSOR ROAD	PHILO ROAD HIGH CROSS TOTAL = \$9,323,000		09/10			1,090,000							1,090,000		830,000		260,000	130,000 CNTY
<b>SUBTOTALS:</b>					<b>\$831,500</b>	<b>\$625,000</b>	<b>\$2,620,000</b>	<b>\$408,000</b>	<b>\$265,000</b>			<b>\$880,000</b>	<b>\$309,500</b>	<b>\$5,939,000</b>	<b>\$831,500</b>	<b>\$1,230,000</b>		<b>\$1,062,500</b>	



FISCAL YEAR: 2010 TO 2011 PROJECTS					ELEMENT COST ESTIMATES									REVENUE SOURCES					
PREV. CONST. YR.	STREET	FROM	TO	CONSTR. SEASON	SANITARY SEWER	STREET MAINT-ENANCE	IMPROVEMENT	STORM SEWER	TRAFFIC SIGNAL	CURB / GUTTER	LIGHTING	SIDEWALK OR BIKE PATH	MISCELLANEOUS	TOTAL ESTIMATED COSTS	SEWER BENEFIT TAX	MOTOR FUEL TAX	COMMUNITY DEVELOP.	CAPITAL IMP. AND REPL.	MISC FUNDS
2013	ANDERSON	FLORIDA	COLORADO	2011		160,000								160,000		160,000			
	BONEYARD & USGS PAYMENTS	BRIDGE	MAINTENANCE					13,000					18,000	31,000				31,000	
2012	BUSEY	NEVADA	PENNSYLVANIA	2011		60,000								60,000		60,000			
	CD ANNUAL EXPENDITURE	HOME PROGRAM											73,000	73,000				73,000	
	ED FUND REPAYMENTS	FLORIDA;	COLORADO		5,000		15,000							20,000	5,000			15,000	
	GIS PROFESSIONAL SERVICES												30,000	30,000				30,000	
2012	LINCOLN	I-74	SALINE DITCH	2011		260,000								260,000		260,000			
NEW	MISCELLANEOUS ANNUAL EXPENDITURE	LANDSCAPING & ART											5,000	5,000				5,000	
	MISCELLANEOUS ANNUAL EXPENDITURE	SANITARY SEWER WORK			10,000									10,000	10,000				
	MISCELLANEOUS ANNUAL EXPENDITURE	SIGNAL WORK							15,000					15,000				15,000	
	MISCELLANEOUS ANNUAL EXPENDITURE	STORM SEWER WORK						125,000						125,000				125,000	
2013	MUMFORD	W OF ZUPPKE	ANDERSON	2011		60,000								60,000		60,000			
2011	PARK	WRIGHT	GOODWIN	2011			650,000							650,000					650,000 TIF 3
NEW	PARKING LOT	REPAIRS & IMPROVEMENTS		2011									100,000	100,000					100,000 MVPS
	PAVEMENT SEAL COATING @ \$100,000; BRICK SIDEWALKS @ \$75,000	MAINTENANCE				225,000						75,000		300,000				300,000	
	PUBLIC ANNUAL EXPENDITURE	FACILITIES APPRAISALS, ETC											37,500	37,500				37,500	
2009	RACE RCNST/NEW BRIDGE/R R CROSSING/OUTSIDE ENGINEER	MAIN UNIVERSITY		2011			500,000					500,000		1,000,000					1,000,000 TIF 2
	SAINT JOE IMPACT PAYMENT	DRAINAGE DISTRICT						20,000						20,000				20,000	
	SANITARY ANNUAL EXPENDITURE	SEWER MAINTENANCE			466,500									466,500	466,500				
	SANITARY SEWER REMEDIATION	INFLOW & INFILTRATION			250,000									250,000	250,000				
	SANITARY SEWER	INTERCEPTOR SET ASIDE			125,000									125,000	125,000				
	TREE PLANTING, ANNUAL EXPENDITURE	PRUNING, ETC											46,000	46,000				46,000	
08/09	WINDSOR ROAD TOTAL = \$9,323,000	PHILO ROAD	HIGH CROSS	09/10			625,000							625,000		415,000		210,000	105,000 CNTY
<b>SUBTOTALS:</b>					<b>\$856,500</b>	<b>\$765,000</b>	<b>\$1,790,000</b>	<b>\$158,000</b>	<b>\$15,000</b>			<b>\$575,000</b>	<b>\$309,500</b>	<b>\$4,469,000</b>	<b>\$856,500</b>	<b>\$955,000</b>		<b>\$907,500</b>	

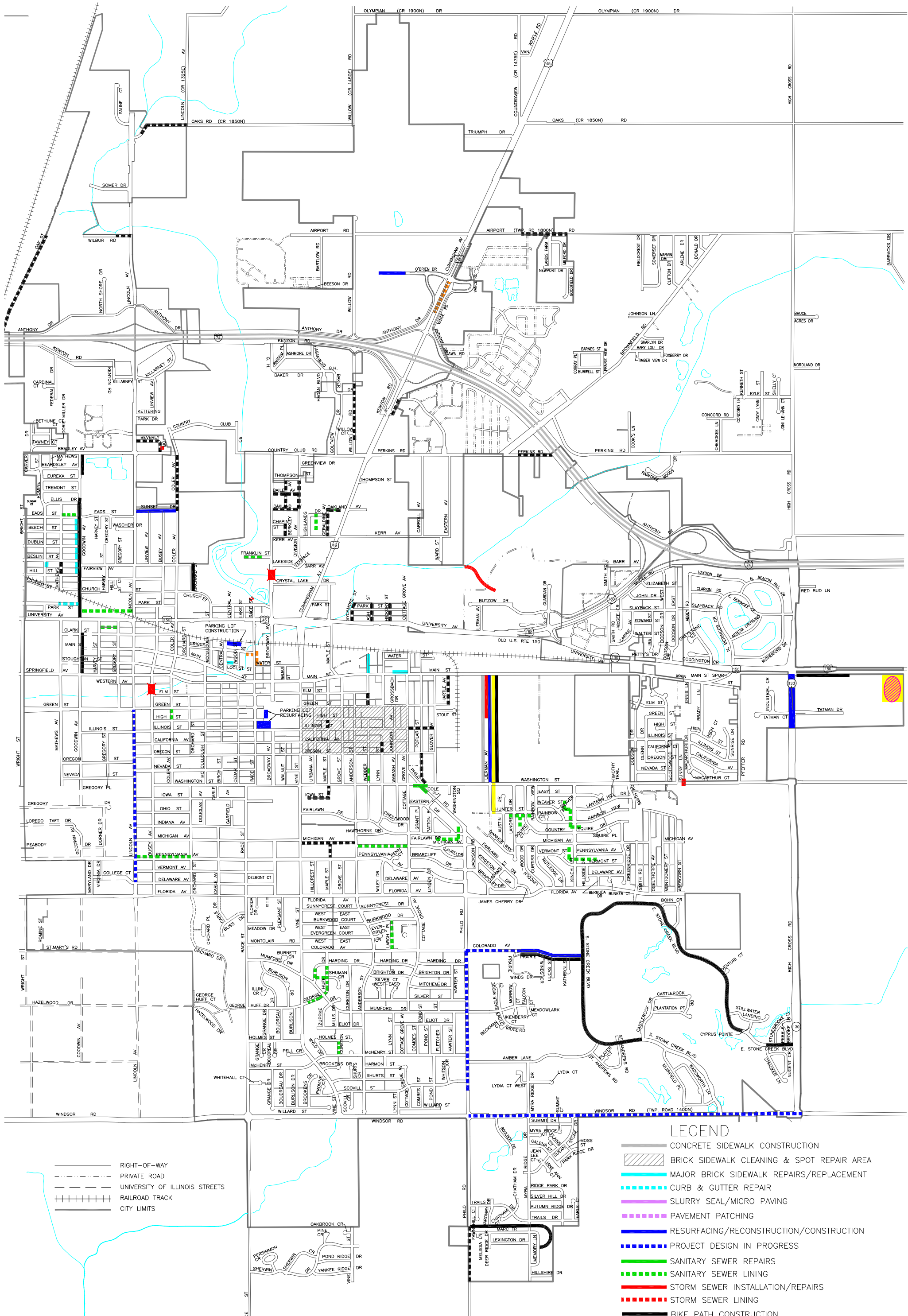
FISCAL YEAR: 2011 TO 2012 PROJECTS				ELEMENT COST ESTIMATES									REVENUE SOURCES						
PREV. CONST. YR.	STREET	FROM	TO	CONSTR. SEASON	SANITARY SEWER	STREET MAINTENANCE	IMPROVEMENT	STORM SEWER	TRAFFIC SIGNAL	CURB / GUTTER	LIGHTING	SIDEWALK OR BIKE PATH	MISCELLANEOUS	TOTAL ESTIMATED COSTS	SEWER BENEFIT TAX	MOTOR FUEL TAX	COMMUNITY DEVELOP.	CAPITAL IMP. AND REPL.	MISC FUNDS
	BONEYARD & USGS	BRIDGE	MAINTENANCE					13,000						13,000				13,000	
2012	BROADWAY & C CLUB RD	UNIVERSITY BRDWAY TO BUSEY WOODS/BIKE PATHS	C CLUB RD	2012								210,000		210,000				210,000	105,000 STATE
	CD	HOME	PROGRAM										73,000	73,000				73,000	
2012	CLARK, BUSEY, BRICK STREET	INDIANA, & CURB AND GUTTER REPAIRS	& MICHIGAN	2012						200,000				200,000		200,000			
2010	DOWNTOWN	STREETSCAPE	BROADWAY	2012			500,000					500,000		1,000,000					1,000,000 TIF 1
	ED FUND REPAYMENTS	FLORIDA;	COLORADO		5,000		15,000							20,000	5,000			15,000	
	GIS PROFESSIONAL	SERVICES											30,000	30,000				30,000	
2011	GREEN RECONSTRUCTION	LINCOLN	RACE	2012	165,000		500,000	100,000						765,000	165,000	600,000			
2012	MAIN BIKE PATH	LIERMAN	SMITH	2012								150,000		150,000				150,000	75,000 STATE
NEW	MISCELLANEOUS ANNUAL EXPENDITURE	LANDSCAPING	& ART										5,000	5,000				5,000	
	MISCELLANEOUS ANNUAL EXPENDITURE	SANITARY	SEWER WORK		10,000									10,000	10,000				
	MISCELLANEOUS ANNUAL EXPENDITURE	SIGNAL	WORK						15,000					15,000				15,000	
	MISCELLANEOUS ANNUAL EXPENDITURE	STORM	SEWER WORK					145,000						145,000				145,000	
	PARKING LOT	REPAIRS &	IMPROVEMENTS	2012									100,000	100,000					100,000 MVPS
	PAVEMENT SEAL COATING @ \$100,000	MAINTENANCE BRICK SIDEWALKS @ \$75,000				225,000						75,000		300,000				300,000	75,000 LM PRES CL
	PUBLIC ANNUAL EXPENDITURE	FACILITIES	APPRAISALS, ETC										37,500	37,500				37,500	
2012	ROMINE	UNIVERSITY	PARK	2012			315,000							315,000					315,000 TIF 3
	SANITARY ANNUAL EXPENDITURE	SEWER	MAINTENANCE		466,500									466,500	466,500				
	SANITARY SEWER REMEDIATION	INFLOW &	INFILTRATION		250,000									250,000	250,000				
	SANITARY SEWER	INTERCEPTOR	SET ASIDE		125,000									125,000	125,000				
2012	STORM	SEWER	IMPROVEMENTS	2012				660,000						660,000				660,000	
	TREE PLANTING, ANNUAL EXPENDITURE	PRUNING, ETC											46,000	46,000				46,000	
2012	WATER & WALNUT MAIN TO WATER PAVEMENT & STREETSCAPE	BROADWAY	VINE	2012			400,000							400,000					400,000 TIF 1
NEW	WINDSOR	& RACE	TRAFFIC SIGNALS	2012					150,000					150,000				150,000	
NEW	WINDSOR ROAD TOTAL = \$9,323,000	PHILO ROAD	HIGH CROSS ROA	09/10			182,000							182,000		182,000			
<b>SUBTOTALS:</b>					<b>\$1,021,500</b>	<b>\$225,000</b>	<b>\$1,912,000</b>	<b>\$918,000</b>	<b>\$165,000</b>	<b>\$200,000</b>		<b>\$935,000</b>	<b>\$291,500</b>	<b>\$5,668,000</b>	<b>\$1,021,500</b>	<b>\$982,000</b>		<b>\$1,849,500</b>	

FISCAL YEAR: 2012 TO 2013 PROJECTS				ELEMENT COST ESTIMATES									REVENUE SOURCES						
PREV. CONST. YR.	STREET	FROM	TO	CONSTR. SEASON	SANITARY SEWER	STREET MAINTENANCE	IMPROVEMENT	STORM SEWER	TRAFFIC SIGNAL	CURB / GUTTER	LIGHTING	SIDEWALK OR BIKE PATH	MISCELLANEOUS	TOTAL ESTIMATED COSTS	SEWER BENEFIT TAX	MOTOR FUEL TAX	COMMUNITY DEVELOP.	CAPITAL IMP. AND REPL.	MISC FUNDS
	BONEYARD & USGS PAYMENTS	BRIDGE	MAINTENANCE					13,000						13,000				13,000	
	CD ANNUAL EXPENDITURE	HOME	PROGRAM										73,000	73,000				73,000	
2012	CLARK, BUSEY, BRICK STREET & CURB AND GUTTER REPAIRS	INDIANA,	& MICHIGAN	2013						200,000				200,000		200,000			
	ED FUND REPAYMENTS	FLORIDA;	COLORADO		5,000		15,000							20,000	5,000			15,000	
	GIS PROFESSIONAL SERVICES												30,000	30,000				30,000	
2013	KINCH BIKE PATH	FLORIDA	WASHINGTON	2013								70,000		70,000				70,000	35,000 STATE
NEW	LINCOLN STREET WIDENING	N OF BRADLEY	KENYON	2013			600,000							600,000		600,000			
NEW	MISCELLANEOUS ANNUAL EXPENDITURE	LANDSCAPING	& ART										5,000	5,000				5,000	
	MISCELLANEOUS ANNUAL EXPENDITURE	SANITARY	SEWER WORK		10,000									10,000	10,000				
	MISCELLANEOUS ANNUAL EXPENDITURE	SIGNAL	WORK						15,000					15,000				15,000	
	MISCELLANEOUS ANNUAL EXPENDITURE	STORM	SEWER WORK					125,000						125,000				125,000	
2013	MYRA RIDGE SUBD WINDSOR TO SOUTH RIDGE PARK TO SOUTHRIDGE	BIKE	PATH	2013								140,000		140,000				140,000	70,000 STATE
2016	OLYMPIAN DRIVE OUTSIDE ENGINEERING	C & N RAILROAD	CUNNINGHAM	2016			500,000							550,000		500,000		50,000	
NEW	PARKING LOT	REPAIRS &	IMPROVEMENTS	2013									100,000	100,000					100,000 MVPS
	PAVEMENT SEAL COATING @ \$100,000; BRICK SIDEWALKS @ \$75,000	MAINTENANCE				225,000						75,000		300,000				300,000	
NEW	PHILO ROAD & COLORADO TO LIERMAN	WASHINGTON	BIKE PATHS	2013								210,000		210,000				210,000	105,000 STATE
	PUBLIC ANNUAL EXPENDITURE	FACILITIES,	APPRAISALS, ETC										37,500	37,500				37,500	
	SAINT JOE IMPACT PAYMENT	DRAINAGE	DISTRICT					20,000						20,000				20,000	
	SANITARY ANNUAL EXPENDITURE	SEWER	MAINTENANCE		466,500									466,500	466,500				
	SANITARY SEWER REMEDIATION	INFLOW &	INFILTRATION		250,000									250,000	250,000				
	SANITARY SEWER	INTERCEPTOR	SET ASIDE		125,000									125,000	125,000				
	TREE PLANTING, ANNUAL EXPENDITURE	PRUNING,	ETC										46,000	46,000				46,000	
<b>SUBTOTALS:</b>					<b>\$856,500</b>	<b>\$225,000</b>	<b>\$1,115,000</b>	<b>\$158,000</b>	<b>\$15,000</b>	<b>\$200,000</b>		<b>\$495,000</b>	<b>\$291,500</b>	<b>\$3,406,000</b>	<b>\$856,500</b>	<b>\$1,300,000</b>		<b>\$1,149,500</b>	

FISCAL YEAR: 2013 TO 2014 PROJECTS					ELEMENT COST ESTIMATES								REVENUE SOURCES							
PREV. CONST. YR.	STREET	FROM	TO	CONSTR. SEASON	SANITARY SEWER	STREET MAINTENANCE	IMPROVEMENT	STORM SEWER	TRAFFIC SIGNAL	CURB / GUTTER	LIGHTING	SIDEWALK OR BIKE PATH	MISCELLANEOUS	TOTAL ESTIMATED COSTS	SEWER BENEFIT TAX	MOTOR FUEL TAX	COMMUNITY DEVELOP.	CAPITAL IMP. AND REPL.	MISC FUNDS	
2015	AIRPORT ROAD	WILLOW ROAD	ROUTE 45	2015			900,000							900,000					900,000	
	FY'15,'16 TOTAL = \$1,900,000																			900,000
	BONEYARD & USGS PAYMENTS	BRIDGE	MAINTENANCE					13,000						13,000					13,000	
2014	BRADLEY	LINCOLN	COLER	2014			415,000							415,000			415,000			
2014	BROADWAY AREA	STORM SALINE DITCH TO OAKLAND & DIVISION-CITY PORTION	SEWERS	2014				380,000						380,000					380,000	
	CD ANNUAL EXPENDITURE	HOME PROGRAM											73,000	73,000					73,000	
2014	DELAWARE	WILEY	LINDEN	2014				100,000						100,000					100,000	
	ED FUND REPAYMENTS	FLORIDA;	COLORADO		5,000		15,000							20,000	5,000				15,000	
	GIS PROFESSIONAL SERVICES												30,000	30,000					30,000	
NEW	MISCELLANEOUS ANNUAL EXPENDITURE	LANDSCAPING & ART											5,000	5,000					5,000	
	MISCELLANEOUS ANNUAL EXPENDITURE	SANITARY SEWER WORK			10,000									10,000	10,000					
	MISCELLANEOUS ANNUAL EXPENDITURE	SIGNAL WORK							15,000					15,000					15,000	
	MISCELLANEOUS ANNUAL EXPENDITURE	STORM SEWER WORK						125,000						125,000					125,000	
2016	OLYMPIAN DRIVE OUTSIDE ENGINEERING	C & N RAILROAD	CUNNINGHAM	2016			350,000							400,000		350,000		50,000		
NEW	PARKING LOT	REPAIRS & IMPROVEMENTS		2014									100,000	100,000					100,000	
	PAVEMENT SEAL COATING @ \$100,000; BRICK SIDEWALKS @ \$75,000	MAINTENANCE				225,000						75,000		300,000					300,000	
	PUBLIC ANNUAL EXPENDITURE	FACILITIES, APPRAISALS, ETC											37,500	37,500					37,500	
	SAINT JOE IMPACT PAYMENT	DRAINAGE DISTRICT						20,000						20,000					20,000	
	SANITARY ANNUAL EXPENDITURE	SEWER MAINTENANCE			466,500									466,500	466,500					
	SANITARY SEWER REMEDIATION	INFLOW & INFILTRATION			275,000									275,000	275,000					
	SANITARY SEWER	INTERCEPTOR SET ASIDE			125,000									125,000	125,000					
NEW	STREET RESURF	VARIOUS LOCATIONS		2014		900,000								900,000		900,000				
	TREE PLANTING, ANNUAL EXPENDITURE	PRUNING, ETC											46,000	46,000					46,000	
<b>SUBTOTALS:</b>					<b>\$881,500</b>	<b>\$1,125,000</b>	<b>\$1,680,000</b>	<b>\$638,000</b>	<b>\$15,000</b>			<b>\$75,000</b>	<b>\$291,500</b>	<b>\$4,756,000</b>	<b>\$881,500</b>	<b>\$1,250,000</b>	<b>\$415,000</b>	<b>\$1,209,500</b>		

<b>FISCAL YEAR: 2014 TO 2015 PROJECTS</b>					<b>ELEMENT COST ESTIMATES</b>								<b>REVENUE SOURCES</b>							
<b>PREV. CONST. YR.</b>	<b>STREET</b>	<b>FROM</b>	<b>TO</b>	<b>CONSTR. SEASON</b>	<b>SANITARY SEWER</b>	<b>STREET MAINT-ENANCE</b>	<b>IMPROVEMENT</b>	<b>STORM SEWER</b>	<b>TRAFFIC SIGNAL</b>	<b>CURB / GUTTER</b>	<b>LIGHTING</b>	<b>SIDEWALK OR BIKE PATH</b>	<b>MISCELLANEOUS</b>	<b>TOTAL ESTIMATED COSTS</b>	<b>SEWER BENEFIT TAX</b>	<b>MOTOR FUEL TAX</b>	<b>COMMUNITY DEVELOP.</b>	<b>CAPITAL IMP. AND REPL.</b>	<b>MISC FUNDS</b>	
2015	AIRPORT ROAD	WILLOW ROAD	ROUTE 45	2015			1,000,000							1,000,000					1,000,000	
	FY'15,'16 TOTAL = \$1,900,000																			TIF 4
	BONEYARD & USGS PAYMENTS	BRIDGE	MAINTENANCE					13,000						13,000					13,000	
	CD ANNUAL EXPENDITURE	HOME PROGRAM											73,000	73,000					73,000	
	ED FUND REPAYMENTS	FLORIDA;	COLORADO		5,000		15,000							20,000	5,000				15,000	
	GIS PROFESSIONAL SERVICES												30,000	30,000					30,000	
NEW	MISCELLANEOUS ANNUAL EXPENDITURE	LANDSCAPING & ART											5,000	5,000					5,000	
	MISCELLANEOUS ANNUAL EXPENDITURE	SANITARY SEWER WORK			10,000									10,000	10,000					
	MISCELLANEOUS ANNUAL EXPENDITURE	SIGNAL WORK							15,000					15,000					15,000	
	MISCELLANEOUS ANNUAL EXPENDITURE	STORM SEWER WORK						125,000						125,000					125,000	
2016	OLYMPIAN DRIVE OUTSIDE ENGINEERING	C & N RAILROAD	CUNNINGHAM	2016			500,000							550,000		500,000			50,000	
2013	PARK	SYCAMORE	COTTAGE GROVE	2015				150,000						150,000					150,000	
NEW	PARKING LOT PAVEMENT SEAL COATING @ \$100,000	REPAIRS & MAINTENANCE	IMPROVEMENTS	2015									100,000	100,000						100,000
		BRICK SIDEWALKS @ \$75,000				225,000						75,000		300,000					300,000	
	PUBLIC ANNUAL EXPENDITURE	FACILITIES, APPRAISALS, ETC											37,500	37,500					37,500	
	SAINT JOE IMPACT PAYMENT	DRAINAGE DISTRICT						20,000						20,000					20,000	
	SANITARY ANNUAL EXPENDITURE	SEWER MAINTENANCE			466,500									466,500	466,500					
	SANITARY SEWER REMEDIATION	INFLOW & INFILTRATION			275,000									275,000	275,000					
	SANITARY SEWER	INTERCEPTOR SET ASIDE			125,000									125,000	125,000					
NEW	STREET RESURF	VARIOUS LOCATIONS		2015		600,000								600,000		600,000				
	TREE PLANTING, ANNUAL EXPENDITURE	PRUNING, ETC											46,000	46,000					46,000	
<b>SUBTOTALS:</b>					<b>\$881,500</b>	<b>\$825,000</b>	<b>\$1,515,000</b>	<b>\$308,000</b>	<b>\$15,000</b>			<b>\$75,000</b>	<b>\$291,500</b>	<b>\$3,961,000</b>	<b>\$881,500</b>	<b>\$1,100,000</b>		<b>\$879,500</b>		

FISCAL YEAR: 2015 TO 2016 PROJECTS				ELEMENT COST ESTIMATES									REVENUE SOURCES						
PREV. CONST. YR.	STREET	FROM	TO	CONSTR. SEASON	SANITARY SEWER	STREET MAINTENANCE	IMPROVEMENT	STORM SEWER	TRAFFIC SIGNAL	CURB / GUTTER	LIGHTING	SIDEWALK OR BIKE PATH	MISCELLANEOUS	TOTAL ESTIMATED COSTS	SEWER BENEFIT TAX	MOTOR FUEL TAX	COMMUNITY DEVELOP.	CAPITAL IMP. AND REPL.	MISC FUNDS
2011	ASH & HICKORY	UNIVERSITY	PARK				150,000							150,000			150,000		
		TOTAL = \$300,000																	
	BONEYARD & USGS	BRIDGE	MAINTENANCE					13,000						13,000				13,000	
	CD ANNUAL EXPENDITURE	HOME	PROGRAM										73,000	73,000				73,000	
	ED FUND REPAYMENTS	FLORIDA;	COLORADO		5,000		15,000							20,000	5,000			15,000	
	GIS PROFESSIONAL	SERVICES											30,000	30,000				30,000	
NEW	MISCELLANEOUS ANNUAL EXPENDITURE	LANDSCAPING	& ART										5,000	5,000				5,000	
	MISCELLANEOUS ANNUAL EXPENDITURE	SANITARY	SEWER WORK		10,000									10,000	10,000				
	MISCELLANEOUS ANNUAL EXPENDITURE	SIGNAL	WORK						15,000					15,000				15,000	
	MISCELLANEOUS ANNUAL EXPENDITURE	STORM	SEWER WORK					125,000						125,000				125,000	
2016	OLYMPIAN DRIVE OUTSIDE ENGINEERING	C & N RAILROAD	CUNNINGHAM	2016			100,000							150,000		100,000		50,000	
NEW	PARKING LOT	REPAIRS &	IMPROVEMENTS	2016									100,000	100,000					100,000
	PAVEMENT SEAL COATING @ \$100,000; BRICK SIDEWALKS @ \$75,000	MAINTENANCE				225,000						75,000		300,000				300,000	
	PUBLIC ANNUAL EXPENDITURE	FACILITIES,	APPRAISALS, ETC										37,500	37,500				37,500	
	SAINT JOE IMPACT PAYMENT	DRAINAGE	DISTRICT					20,000						20,000				20,000	
	SANITARY ANNUAL EXPENDITURE	SEWER	MAINTENANCE		466,500									466,500	466,500				
	SANITARY SEWER REMEDIATION	INFLOW &	INFILTRATION		275,000									275,000	275,000				
	SANITARY SEWER	INTERCEPTOR	SET ASIDE		125,000									125,000	125,000				
NEW	STREET RESURF	VARIOUS	LOCATIONS	2016		1,000,000								1,000,000		1,000,000			
	TREE PLANTING, ANNUAL EXPENDITURE	PRUNING,	ETC										46,000	46,000				46,000	
2015	WASHINGTON RECONSTRUCTION	SCOTTSWOOD	E OF HIGH CROSS				300,000							300,000				300,000	
		TOTAL = \$2,500,000																	
<b>SUBTOTALS:</b>					<b>\$881,500</b>	<b>\$1,225,000</b>	<b>\$565,000</b>	<b>\$158,000</b>	<b>\$15,000</b>			<b>\$75,000</b>	<b>\$291,500</b>	<b>\$3,261,000</b>	<b>\$881,500</b>	<b>\$1,100,000</b>	<b>\$150,000</b>	<b>\$1,029,500</b>	



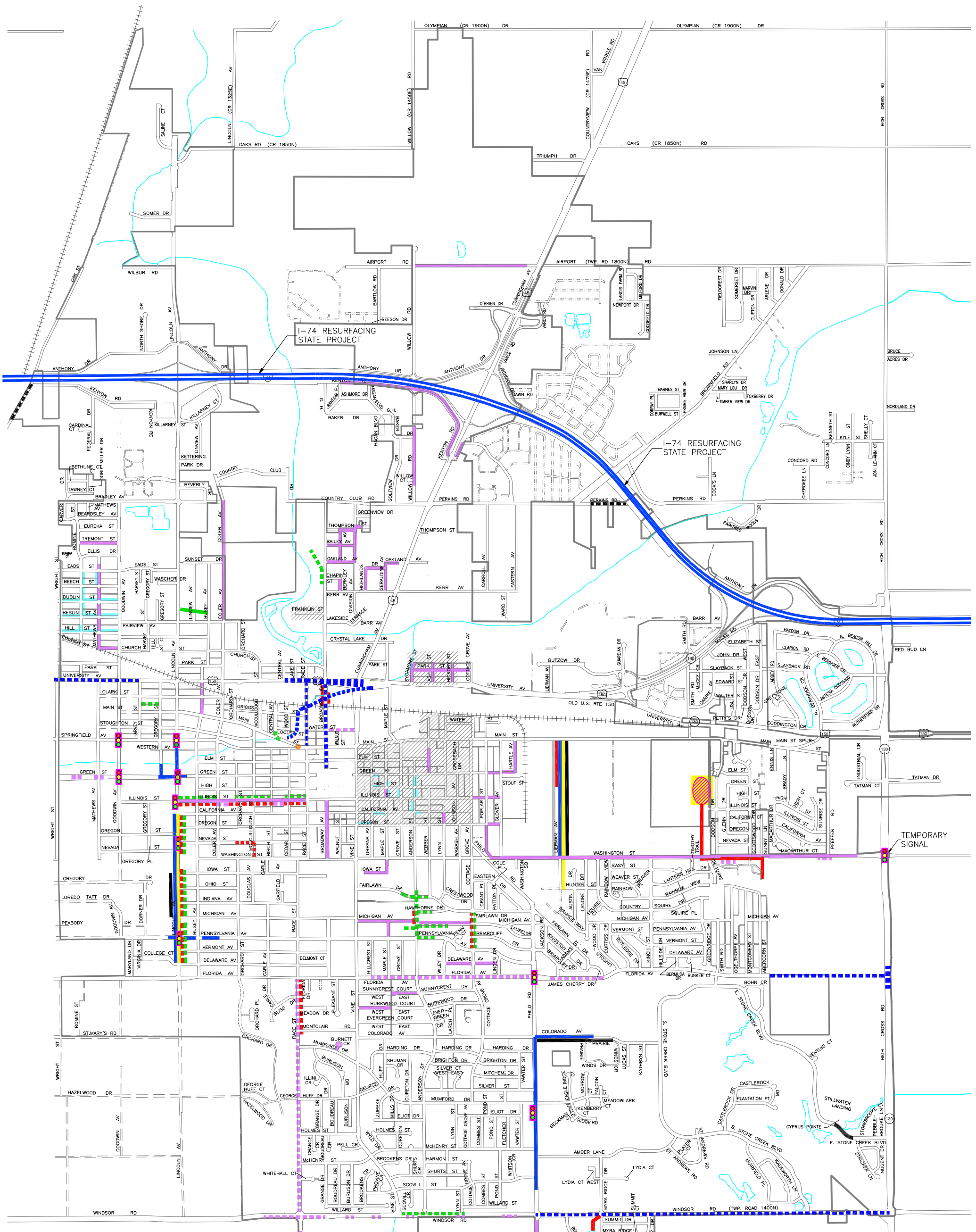
- - - - - RIGHT-OF-WAY  
 - - - - - PRIVATE ROAD  
 - - - - - UNIVERSITY OF ILLINOIS STREETS  
 + + + + + RAILROAD TRACK  
 - - - - - CITY LIMITS

- LEGEND**
- CONCRETE SIDEWALK CONSTRUCTION
  - BRICK SIDEWALK CLEANING & SPOT REPAIR AREA
  - MAJOR BRICK SIDEWALK REPAIRS/REPLACEMENT
  - CURB & GUTTER REPAIR
  - SLURRY SEAL/MICRO PAVING
  - PAVEMENT PATCHING
  - RESURFACING/RECONSTRUCTION/CONSTRUCTION
  - PROJECT DESIGN IN PROGRESS
  - SANITARY SEWER REPAIRS
  - SANITARY SEWER LINING
  - STORM SEWER INSTALLATION/REPAIRS
  - STORM SEWER LINING
  - BIKE PATH CONSTRUCTION
  - OIL & CHIP SEAL COATING
  - STREET LIGHTING INSTALLATION
  - STREETScape/Mini Parks/Entry Ways
  - TRAFFIC SIGNAL INSTALLATION/MODERNIZATION/UPGRADING
  - CULVERT/BRIDGE REPAIR/REPLACEMENT
  - PROPOSED DETENTION BASIN



# CITY OF URBANA ENGINEERING DIVISION 2005 CONSTRUCTION





- - - - - RIGHT-OF-WAY  
 - - - - - PRIVATE ROAD  
 - - - - - UNIVERSITY OF ILLINOIS STREETS  
 + + + + + RAILROAD TRACK  
 - - - - - CITY LIMITS

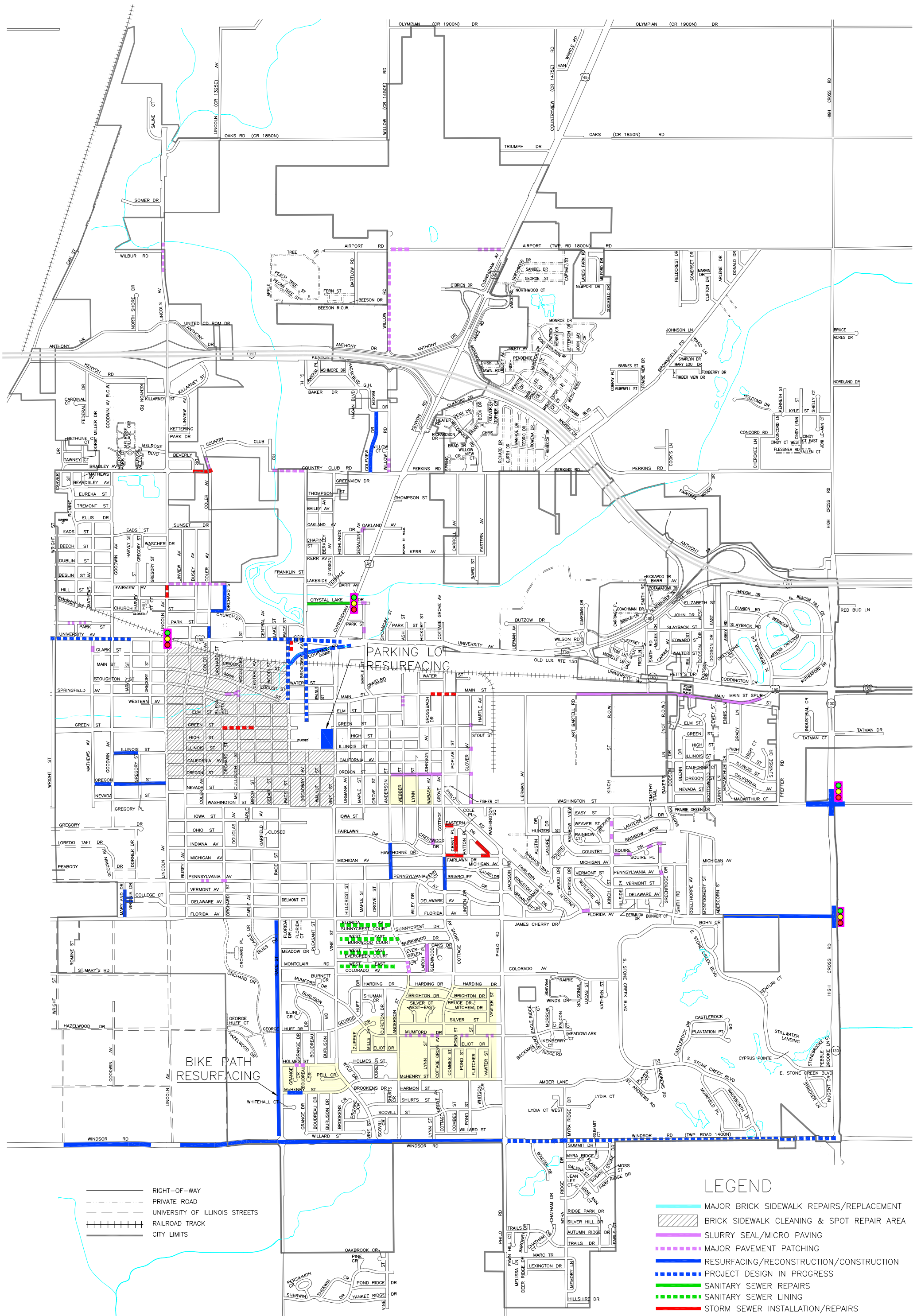
**LEGEND**

- MAJOR BRICK SIDEWALK REPAIRS/REPLACEMENT
- BRICK SIDEWALK SPOT REPAIR & CLEANING AREA
- SLURRY SEAL/MICRO PAVING
- PAVEMENT PATCHING
- RESURFACING/RECONSTRUCTION/CONSTRUCTION
- PROJECT DESIGN IN PROGRESS
- SANITARY SEWER REPAIRS
- SANITARY SEWER LINING
- STORM SEWER INSTALLATION/REPAIRS
- STORM SEWER LINING
- BIKE PATH CONSTRUCTION
- OIL & CHIP SEAL COATING
- CONCRETE SIDEWALK CONSTRUCTION
- STREET LIGHTING INSTALLATION
- TRAFFIC SIGNAL INSTALLATION/MODERNIZATION/UPGRADING
- STREETScape/Mini Parks/Entry Ways
- PROPOSED DETENTION BASIN



**CITY OF URBANA  
ENGINEERING DIVISION  
2006 CONSTRUCTION**





- - - - - RIGHT-OF-WAY  
 - - - - - PRIVATE ROAD  
 - - - - - UNIVERSITY OF ILLINOIS STREETS  
 + + + + + RAILROAD TRACK  
 - - - - - CITY LIMITS

- LEGEND**
- MAJOR BRICK SIDEWALK REPAIRS/REPLACEMENT
  - BRICK SIDEWALK CLEANING & SPOT REPAIR AREA
  - SLURRY SEAL/MICRO PAVING
  - MAJOR PAVEMENT PATCHING
  - RESURFACING/RECONSTRUCTION/CONSTRUCTION
  - PROJECT DESIGN IN PROGRESS
  - SANITARY SEWER REPAIRS
  - SANITARY SEWER LINING
  - STORM SEWER INSTALLATION/REPAIRS
  - STORM SEWER LINING
  - BIKE PATH CONSTRUCTION
  - BIKE PATH DESIGN IN PROGRESS
  - STREET LIGHTING INSTALLATION/REPLACEMENT
  - STREETScape/Mini Parks/Entry Ways
  - TRAFFIC SIGNAL INSTALLATION/MODERNIZATION/UPGRADING

# CITY OF URBANA

## ENGINEERING DIVISION

### 2007 CONSTRUCTION (PROJECTED)



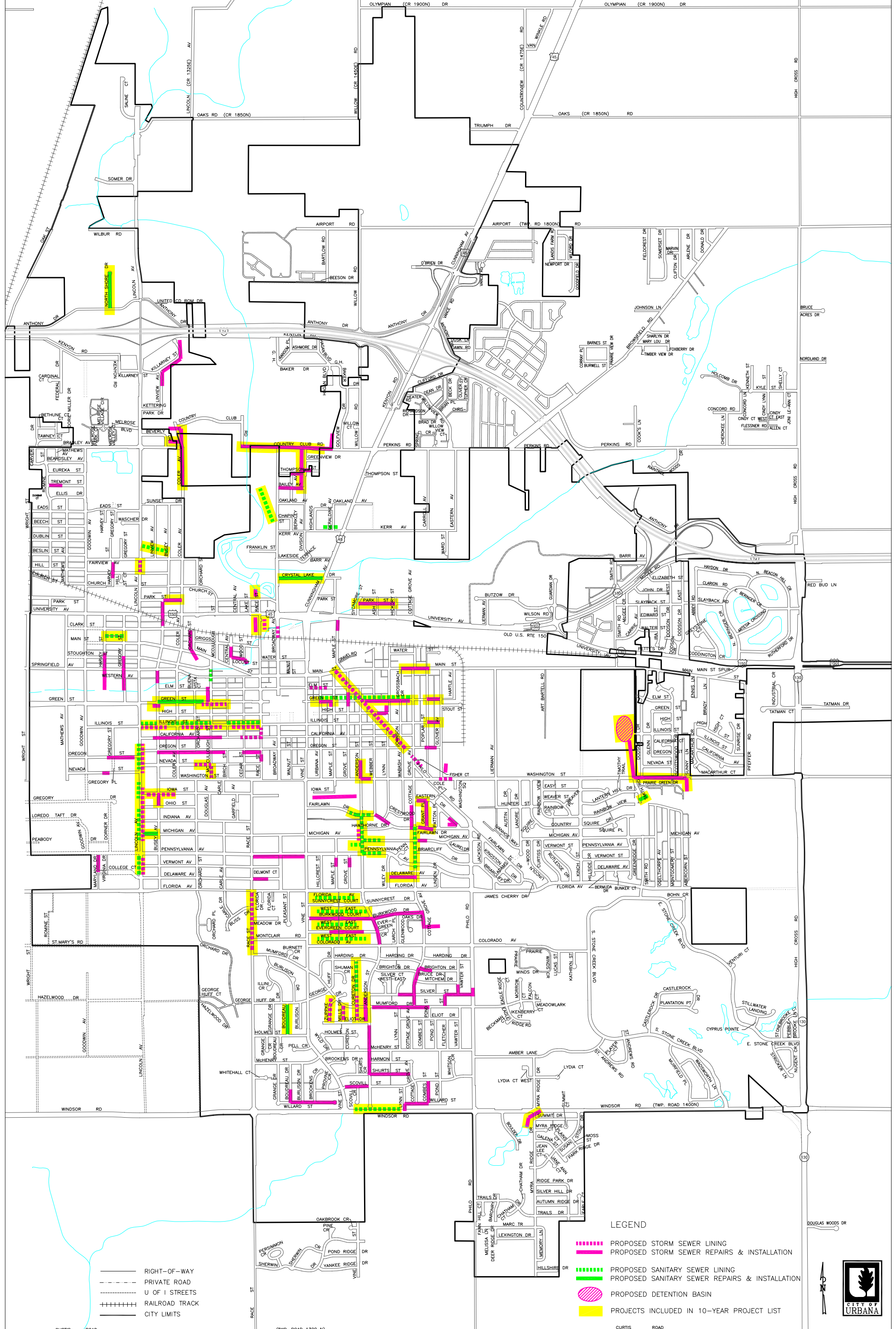


FIGURE A  
PROPOSED SEWER PROJECTS



- LEGEND**
- PROPOSED STORM SEWER LINING
  - PROPOSED STORM SEWER REPAIRS & INSTALLATION
  - PROPOSED SANITARY SEWER LINING
  - PROPOSED SANITARY SEWER REPAIRS & INSTALLATION
  - PROPOSED DETENTION BASIN
  - PROJECTS INCLUDED IN 10-YEAR PROJECT LIST

- RIGHT-OF-WAY
- - - - PRIVATE ROAD
- U OF I STREETS
- ++++ RAILROAD TRACK
- CITY LIMITS

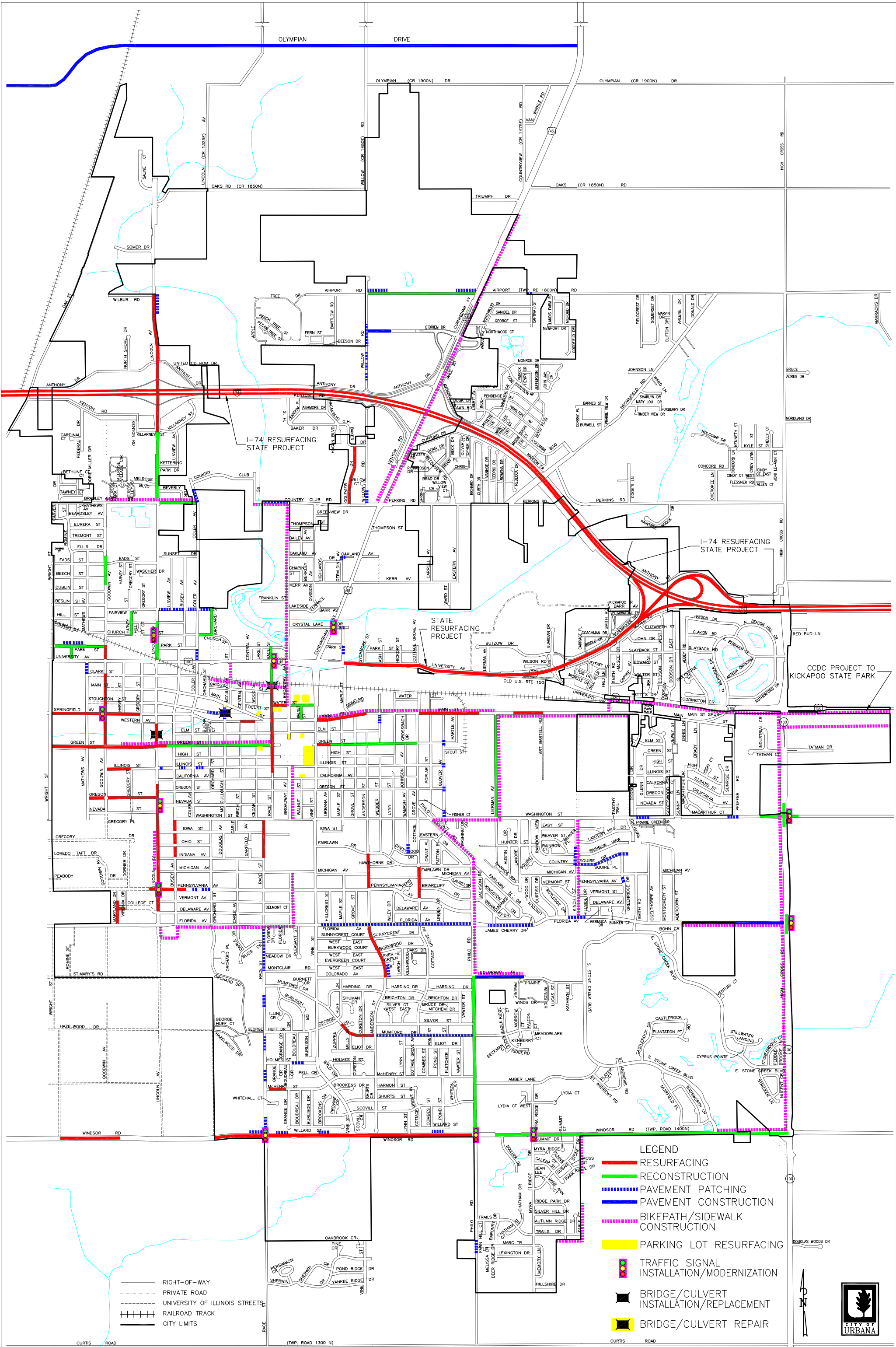


FIGURE C

PROJECTED ELEVEN YEAR MAJOR STREET PATCHING, RESURFACING, RECONSTRUCTION, CONSTRUCTION, TRAFFIC SIGNAL, SIDEWALKS, BRIDGES, NEW SIDEWALK, BIKE PATHS AND PARKING LOTS

# BRICK SIDEWALK PROGRAM

**NORTHWEST AREA**

**OLD WEST AREA**

**NEAR EAST AREA**

**BRICK SIDEWALK FACTS**

**TOTAL LENGTH:** Approximately 59,000 lineal feet (not including sections at intersection corners)

**WIDTH:** Varies from 4.5 feet to 4.75 feet.

**LOCATION:** Various blocks from Wright Street to Glover Avenue, Eads Street (extended) to Washington Street.








**CONDITION:** Original survey found approximately 50% overgrown with grass and weeds or rated in poor condition (i.e. bricks missing, 2" or greater offsets, etc.). Majority of the balance is rated as fair condition (offsets up to 2", 1-2" dips or humps, spreading joints).

**SERVICE AREAS:** Varies from single-family to high-density.

**NOTE:** These figures do not include "Streetscape" walkways.

**NOTE: THE UNDERLYING ASSUMPTIONS OF THIS MAP ARE:**

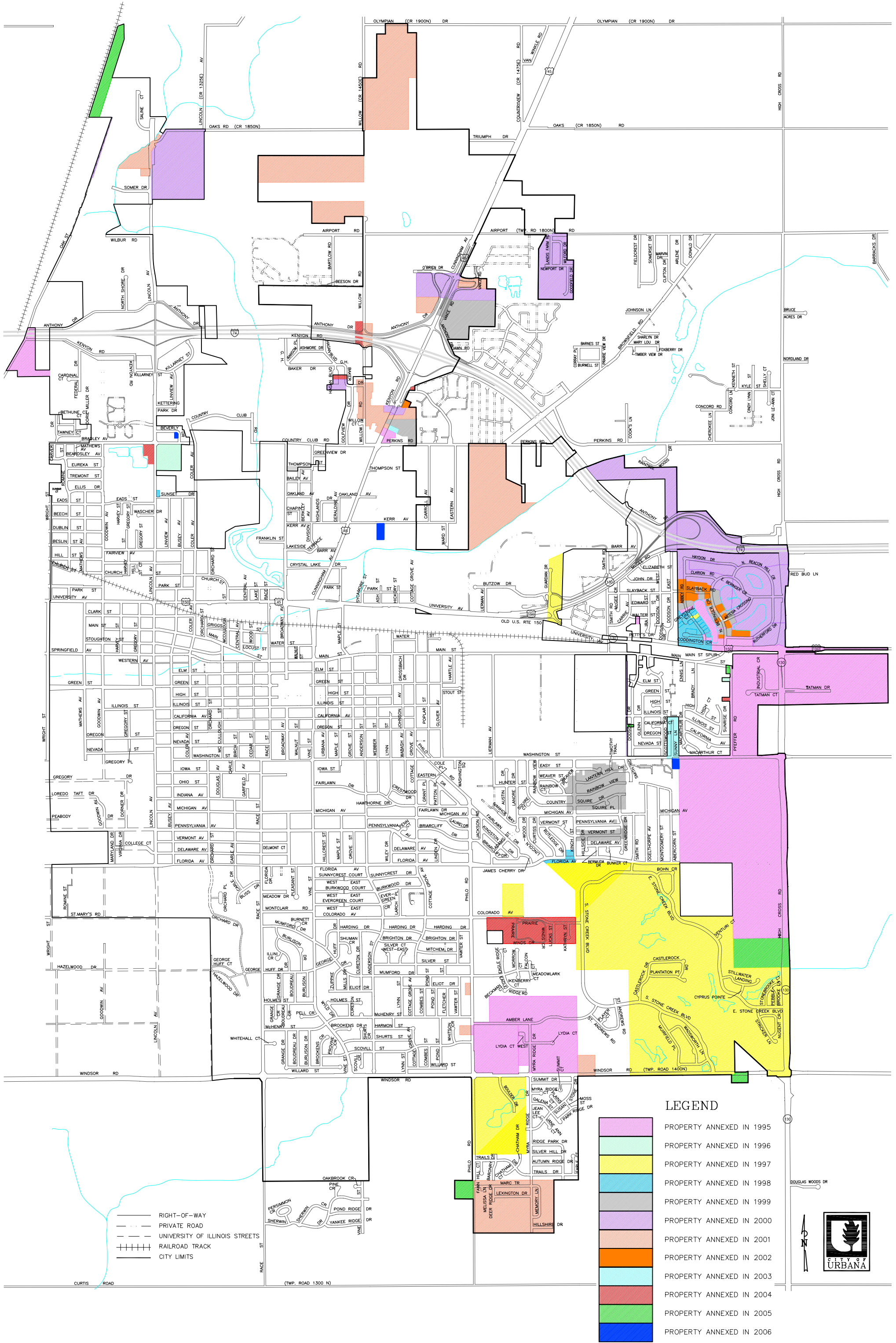
1. SURVEY ZONE AREAS OF CAMPUS AND NORTHWEST ARE EXCLUDED FROM MAJOR BRICK WALK BLOCKS.
2. MAJOR BRICK WALK BLOCKS ARE DEFINED AS 80% BRICK ON ONE SIDE OR AVERAGE FOR BOTH SIDES.
3. ARTERIAL & COLLECTOR STREETS ARE EXCLUDED.
4. ANY AREAS NOT ZONED R1, R2, & R3 (ONE & TWO FAMILY HOMES) ARE EXCLUDED.

-  AREA BOUNDARY
-  CAMPUS MASTER PLAN BOUNDARY
-  BRICK SIDEWALK: BY CITY ORDINANCE. BRICK SIDEWALKS MAY BE REPAIRED OR REPLACED WITH CONCRETE ONLY IF PROPERTY OWNER DOES NOT WANT TO KEEP IT AS A BRICK SIDEWALK.
-  MAJOR BRICK WALK BLOCKS: BY CITY ORDINANCE. BRICK SIDEWALKS ARE TO BE REPAIRED OR RECONSTRUCTED WITH BRICKS. PROPERTY OWNERS MAY REQUEST THE CITY COUNCIL TO WAIVE THIS REQUIREMENT TO ALLOW REPAIR OR RECONSTRUCTION IN CONCRETE. WAIVERS MUST BE PASSED BY A COUNCIL MAJORITY.
-  RECONSTRUCTION OR REPAIRS COMPLETED IN BRICK.
-  RECONSTRUCTION IN BRICK OR CONCRETE OR MAJOR REPAIR PROJECTED IN THE NEXT FIVE YEARS BASED ON CONDITION RATING.
-  RECONSTRUCTION COMPLETED IN CONCRETE.

SCALE 1" = 700'


**FIGURE M  
EXISTING BRICK SIDEWALKS**



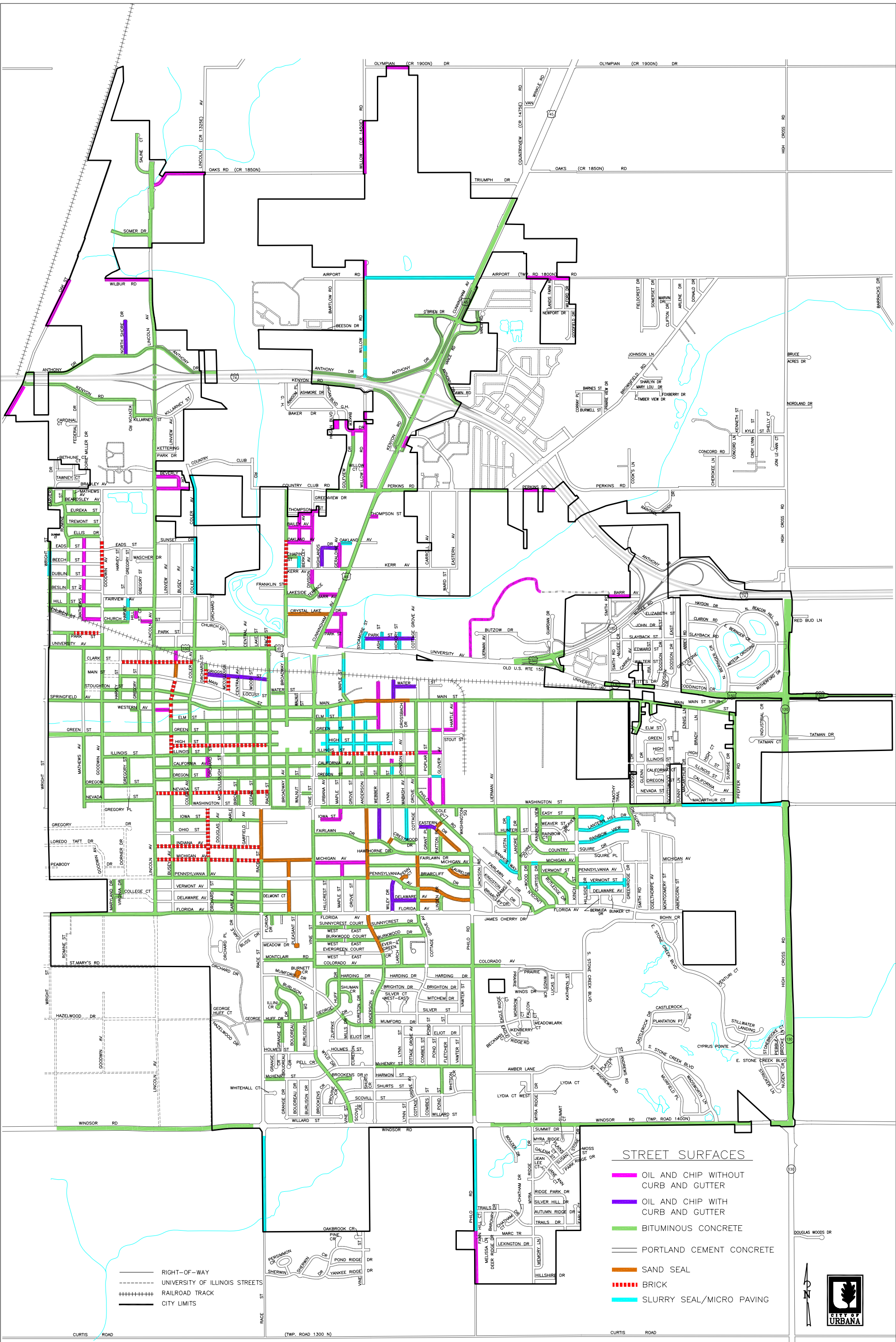


——— RIGHT-OF-WAY  
 - - - PRIVATE ROAD  
 - - - UNIVERSITY OF ILLINOIS STREETS  
 + + + RAILROAD TRACK  
 ——— CITY LIMITS

- LEGEND**
- PROPERTY ANNEXED IN 1995
  - PROPERTY ANNEXED IN 1996
  - PROPERTY ANNEXED IN 1997
  - PROPERTY ANNEXED IN 1998
  - PROPERTY ANNEXED IN 1999
  - PROPERTY ANNEXED IN 2000
  - PROPERTY ANNEXED IN 2001
  - PROPERTY ANNEXED IN 2002
  - PROPERTY ANNEXED IN 2003
  - PROPERTY ANNEXED IN 2004
  - PROPERTY ANNEXED IN 2005
  - PROPERTY ANNEXED IN 2006




**FIGURE P  
ANNEXATION MAP**

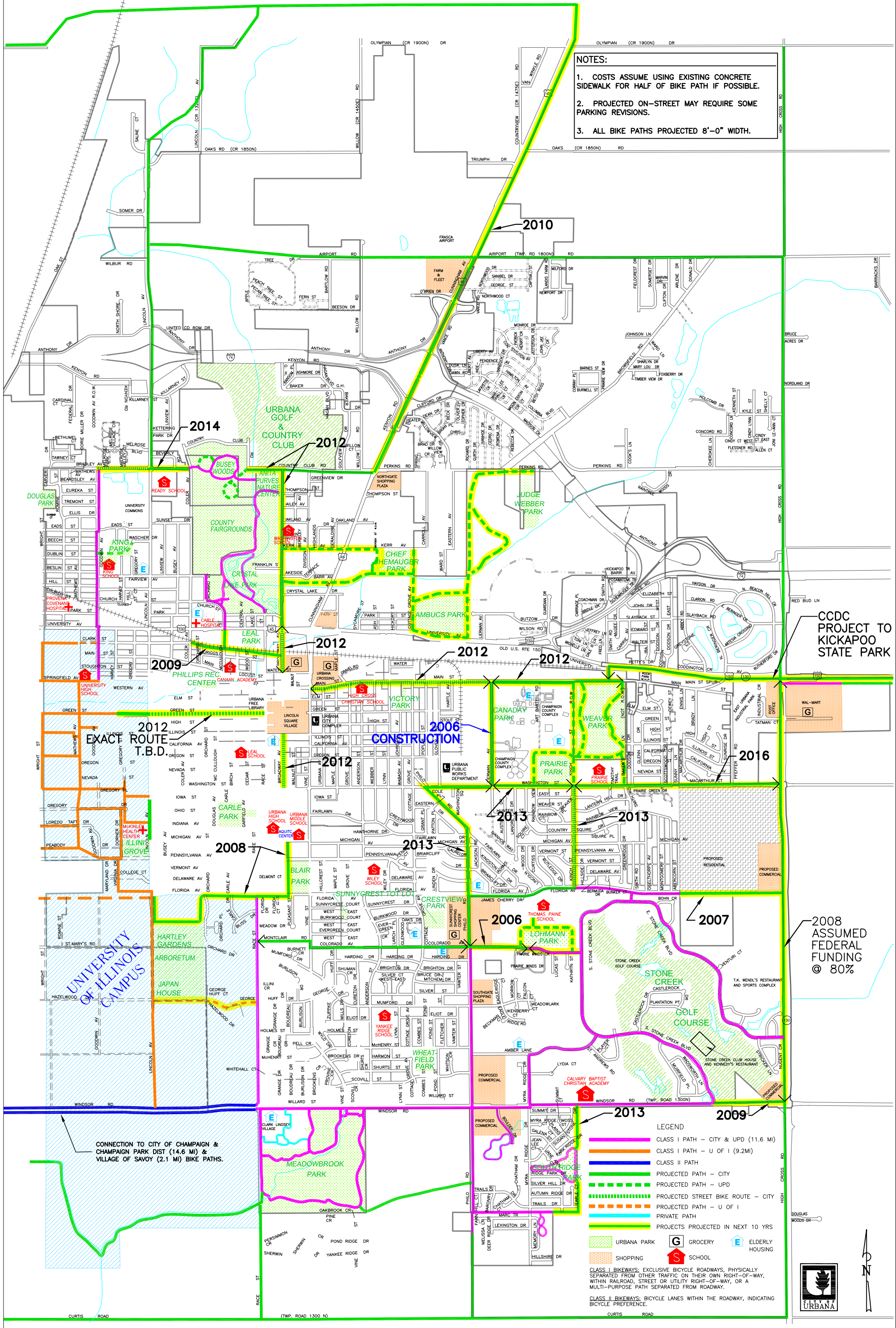


——— RIGHT-OF-WAY  
 - - - - - UNIVERSITY OF ILLINOIS STREETS  
 + + + + + RAILROAD TRACK  
 ——— CITY LIMITS

- STREET SURFACES**
- OIL AND CHIP WITHOUT CURB AND GUTTER
  - OIL AND CHIP WITH CURB AND GUTTER
  - BITUMINOUS CONCRETE
  - PORTLAND CEMENT CONCRETE
  - SAND SEAL
  - - - - - BRICK
  - SLURRY SEAL/MICRO PAVING



**FIGURE Q**  
**EXISTING STREET SURFACES**



**NOTES:**

1. COSTS ASSUME USING EXISTING CONCRETE SIDEWALK FOR HALF OF BIKE PATH IF POSSIBLE.
2. PROJECTED ON-STREET MAY REQUIRE SOME PARKING REVISIONS.
3. ALL BIKE PATHS PROJECTED 8'-0" WIDTH.

CCDC PROJECT TO KICKAPOO STATE PARK

2008 ASSUMED FEDERAL FUNDING @ 80%

UNIVERSITY OF ILLINOIS CAMPUS

CONNECTION TO CITY OF CHAMPAIGN & CHAMPAIGN PARK DIST (14.6 MI) & VILLAGE OF SAVOY (2.1 MI) BIKE PATHS.

**LEGEND**

- CLASS I PATH - CITY & UPD (11.6 MI)
- CLASS I PATH - U OF I (9.2MI)
- CLASS II PATH
- PROJECTED PATH - CITY
- - - PROJECTED PATH - UPD
- - - PROJECTED STREET BIKE ROUTE - CITY
- - - PROJECTED PATH - U OF I
- PRIVATE PATH
- PROJECTS PROJECTED IN NEXT 10 YRS

**URBANA PARK** G GROCERY E ELDERLY HOUSING

S SCHOOL

SH SHOPPING

CLASS I BIKEWAYS: EXCLUSIVE BICYCLE ROADWAYS, PHYSICALLY SEPARATED FROM OTHER TRAFFIC ON THEIR OWN RIGHT-OF-WAY, WITHIN RAILROAD, STREET OR UTILITY RIGHT-OF-WAY, OR A MULTI-PURPOSE PATH SEPARATED FROM ROADWAY.

CLASS II BIKEWAYS: BICYCLE LANES WITHIN THE ROADWAY, INDICATING BICYCLE PREFERENCE.

**FIGURE R**  
**BIKE PATH SYSTEM**